




Powder Coat Colour Chart



Black Ace
Electro



Black
Satin/Textured




Classic White
Gloss




White
Satin/Textured




Surfmist
Matt/Textured




Oyster
Matt




Silver Grey
Matt




Olde Pewter
Satin




Woodland Grey
Satin/Textured



Monument
Satin/Textured




Charcoal
Satin




Deep Ocean
Textured




Ocean Mist
Satin




Transformer Grey
Gloss




Smoke Blue
Gloss




Horizon Blue
Gloss




Wedgewood
Satin



Navy
Gloss




Intensity Leaf
Satin




Cottage Green
Satin




Pale Eucalypt
Matt/Textured




Picton Green
Matt




Paperbark
Matt/Textured




Dark Bronze
Electro




Intensity Moonlight
Satin




Intensity Sunshine
Gloss




Ochre
Textured



Intensity Flame
Gloss



Intensity Desert
Satin



Headland
Textured

Colours are for an indicative reference only. Actual colour and finish may vary slightly.
V.3.2018

Powder Coat Colour Chart

PRODUCT INFORMATION

Powder coating is a dry finishing process, which is based on polymer resin systems. A process called electrostatic spray deposition (ESD) is used to achieve the application of the powder coating to a metal substrate. This application method uses a spray gun, which applies an electrostatic charge to the powder, which are then attracted to the grounded part.

After application of the powder coating, the parts enter a curing oven where, with the addition of heat, the coating chemically reacts to produce a solid 'skin.'

Powder coating is a high-quality finish that provides a more durable surface than liquid paints can offer, while still providing an attractive finish. Powder coated products are more resistant to diminished coating quality as a result of impact, moisture, chemicals, ultraviolet light, and other extreme weather conditions. In turn, this reduces the risk of scratches, chipping, abrasions, corrosion, fading, and other wear issues.

CARE & MAINTENANCE

Wash regularly with warm soapy water and mild detergent using a soft cloth (in mild environments every 6 months. For commercial, industrial or marine environments we would recommend monthly maintenance. Always rinse well with water, to remove any remaining detergent.

Avoid steam cleaning, pressure washing, abrasive cleansers, steel brushes/wools and cleaners containing chlorine. Avoid scratching the surface by dry dusting. Do not allow dirt or bird droppings to accumulate, dry out and harden. Never use strong solvents to clean powder coated surfaces. Dull surfaces can be revived using car polish. Rough treatment of powder coated furniture can result in chipping of the coated surface; this is not covered under warranty.

For more information, please visit the Care & Maintenance section of our website.