



SOTO II
organizational worktools

details®

Worktools to maximize space. In an effort to make the most of office environments, companies are increasingly adopting open plan seating models. Workers, both resident and mobile, find themselves in various workspaces throughout the day: touchdown spaces for collaboration, as well as designated and shared workspaces for heads-down work. To accommodate the evolving workplace and the diverse needs of employees, SOTO® II worktools seamlessly integrate into new and existing settings.

VERSATILE APPLICATION

SOTO II worktools provide workers with everything from scalable privacy to storage options for items such as bags, laptops and other personal and professional items.





Optimize real estate. As organizations grow, it becomes more important to augment current workspaces—increasing efficiency and decreasing overhead costs. SOTO II enhances real estate by meeting more employee needs and utilizing vertical space in smaller work environments.





Increase control. Intended to complement any workspace, the SOTO II breadth of line offers employees a range of worktool options that increase control of storage, technology and organization to enhance productivity.



ACCOMMODATES TECHNOLOGIES

Employees are using more small technologies than ever before. SOTO II allows spaces to anticipate, accommodate and amplify shrinking technologies so users can access and share information from anywhere.



1. LAUNCH PAD + DIVIDER SCREEN

Available in power and non-power, the launch pad provides separation between workspaces as well as protective storage for mobile devices and more. The powered option offers three easily accessible outlets on each side. The optional divider screen can be retrofitted without the use of tools.

2. MOBILE CADDY

With the ability to store personal and professional items ranging from work bags to laptop cases, the mobile caddy meets users' organizational needs. Inline casters make it easy to pull out and push under worksurfaces.

3. FUNCTIONAL SCREEN

The perfect place for frequently used documents and books, the functional screen attaches to the front edge of any standard worksurface and provides workers with organization, boundaries and privacy.

4. CABLE CLIP

With the ability to be clamped to most worksurface edges, the cable clip keeps technology, power and charging cables in place and off the floor.

5. PERSONAL HOOK

The personal hook is designed to hold lightweight bags, keys, headsets and other small items.

6. PERSONAL POCKET

The personal pocket provides workers with storage for various sized documents and can easily be attached to a mobile caddy or functional screen.

7. MONITOR BRIDGE

The monitor bridge reclaims worksurfaces by securing and elevating monitors, tablets and laptops as second screens. The optional shelf can support three SOTO personal boxes for additional organization.

8. USB CHARGING STATION

Featuring three outlets, the USB charging station provides a space for users to charge devices with USB cables and can be free-standing or secured with adhesive strips.

9. LAPTOP SHELF

The laptop shelf makes it simple to use a laptop as a second screen with an external keyboard and mouse. Supports rear- or side-mounted docking stations and secures tablet or mobile phone in display or video chat angle.

10. ERGO EDGE


The ergo edge provides support for wrists and forearms and creates a personal boundary. Available with or without antimicrobial treatment.

11. DESK PAD

Allows for a sense of personal boundary at shared or open benches while supporting wrists and forearms. Available with or without antimicrobial treatment.

12. SOTO SHELVES

Available in various lengths, SOTO shelves accommodate a multitude of objects, are stackable and attach simply to the SOTO rail.



IM#: 00-0000000

IDEAL WORKSPACES FOR MOBILE WORKERS

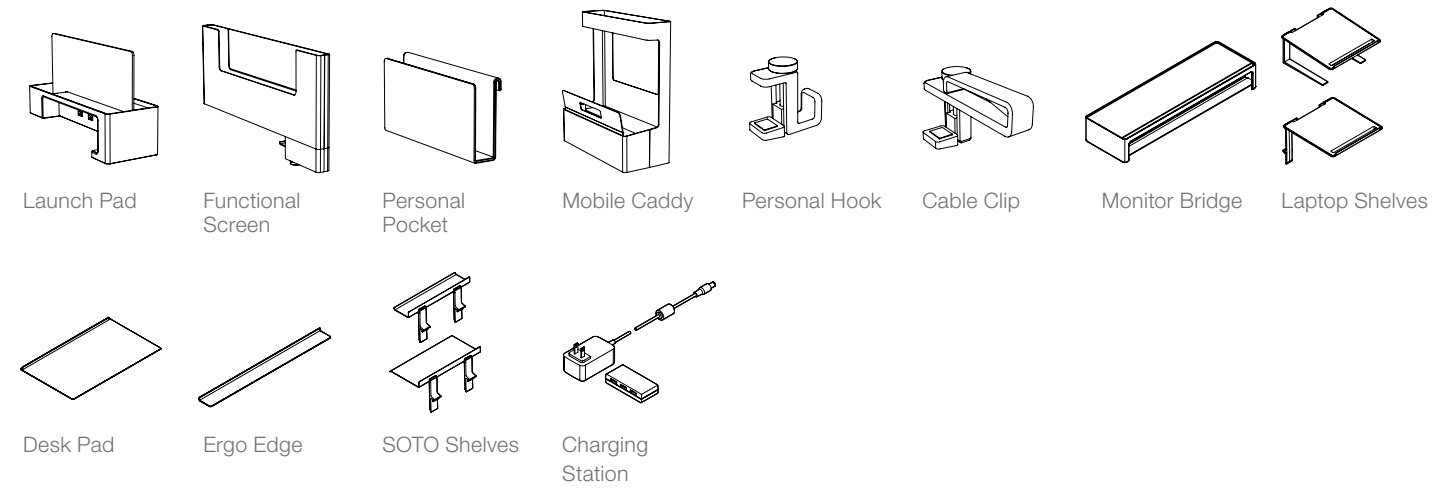
For mobile workers, finding spaces that meet their needs can be challenging. With expansive options available in SOTO II worktools, mobile workers are able to find ideal workspaces that meet their tasking needs, and stay focused for long-term, heads-down work or short spans between transitions.

8 MIN

All workers today are mobile to some degree. The average worker spends 8 minutes per transition to settle in and refocus.

Research conducted between 2009 and 2011 by Details and IDEO

STATEMENT OF LINE



SURFACE MATERIALS

STANDARD FABRIC

Mobile Caddy, Launch Pad, Monitor Bridge and Functional Screen only

Standard Grey Felt

OPTIONAL UPCHARGE FABRICS

Mobile Caddy, Launch Pad and Monitor Bridge only

- Scarlet (5S18)
- Tangerine (5S17)
- Blue Jay (5S21)
- Wasabi (5S23)
- Malt (5S27)
- Graphite (5S25)

FINISHES

- Arctic White - Plastic (6009)
- Arctic White - Paint (4231)
- Platinum - Paint (4799)
- Black - Personal Pocket only (6000)
- Sterling Dark - Personal Hook and Cable Clip only (6059)

Colors are representative and may vary slightly from actual material.

For a complete list of laminate finishes, please reference the Details Specification Guide online.

SUSTAINABILITY

By rethinking our business systems and designing our products to avoid negative impacts on humans and the environment, we contribute to a sustainable future for the planet and its people. We commit to advance our practices through continuous learning and building partnerships with our customers, business partners and environmental thought leaders to optimize our performance and contribute to the science and practice of sustainability.

TO FIND OUT MORE, VISIT
WWW.STEELCASE.COM/SUSTAINABILITY

Call 888.783.3522 or visit steelcase.com/details

 facebook.com/steelcase

 twitter.com/steelcase

 youtube.com/steelcasetv

details[®]

Item #14-0000205 4/14 ©2014 Steelcase Inc. All rights reserved. All specifications subject to change without notice.
Trademarks used herein are the property of Steelcase Inc. or of their respective owners. Printed in U.S.A. FSC certified.