

Owner of the declaration

Program holder and publisher

Declaration number

Issue date: 2019-07-10

Valid to 11/11/2025 | GUINÉE-ÉCART

Scandinavian Business Seating AS

The Norwegian EPD Foundation

RBM Noor 6070

Product



SCANDINAVIAN
BUSINESS SEATING

Scandinavian Business Seating AB

Manufacturer



General information

Product

Canteen and conference chair: RBM Noor 6070

General Information

The Norwegian EPD Foundation
Post Box 5250 Majorstuen, 0303 Oslo
Phone: +4723088GJG
e-mail: post@epd-norge.no

Declaration number:

POUETI11HG EP

This declaration is based on Product Category Rules:

PCR for Seating Solution, NPCR 003 extended version 2013, in accordance with recommendations by the Norwegian EPD Foundation.

Declared unit:

One canteen and conference chair: RBM Noor 6070

Declared unit with option:

• No option

Functional unit:

Production of one seating solution provided and maintained for a period of 15 years.

This EPD has been worked out by:

The declaration has been developed using Furniture EPD Tool Version 1.2.1, Approval: NEPDT04
Company specific data collected and registered by:

Laura Fouilland

Company specific data audited by:

Carl Peter Aaser

Verification:

Independent verification of data, other environmental information and EPD has been carried out in accordance with ISO14024, 8.1.3. and 8.1.4.

externally



Mie Vold, Senior Research Scientist

(Independent verifier approved by EPD Norway)

Owner of the declaration:

Scandinavian Business Seating AS
Contact person: Atle Thiis-Messel
Phone: + 47 982 56 830
E-mail: atle.messel@sbseating.com

Manufacturer

Scandinavian Business Seating AB

Place of production:

Vallgatan 1, 571 23 Nässjö, Sweden

Management system:

ISO 14001, Certificate No.151496-2014-AE-NOR-NA
From the accredited unit: DNV Certification As, Norway.
ISO 9001, Certificate No.151495-2014-AQ-NOR-NA
From the accredited unit: DNV Certification As, Norway.

Org. No:

No 928 902 749

Issue date:

GJEI BCF

Valid to:

GJEI BCF


Comparability:

EPDs from programmes other than the Norwegian EPD Foundation may not be comparable

Year of study:

2016

Approved



Håkon Hauan
Managing Director of EPD-Norway

Key environmental indicators	Unit	Cradle to Gate A1-A3
Global warming	kg CO ₂	31,1
Total energy use	MJ	571
Amount of recycled materials	%	48,7 %

Product

Product Description and Application

RBM Noor is a canteen or conference chair adding vitality to working spaces and sociable places. Meet a wide range of colourful chairs easily combinable with every purpose, room or environment. A collection with a Scandinavian identity and environmental thinking.

A result of an innovative design collaboration between the designers: Form Us With Love, StokkeAustad, Susanne Grønlund/Grønlund Design and Scandinavian Business Seating design team.

The chair analysed in this declaration - RBM Noor 6070 - features a powder coated footbase and a 150mm gaslift.

Technical Data

Total Weight: 8,1 kg (packaging excluded)

EN 16139 tested & approved

GREENGUARD and Möbelfakta certified

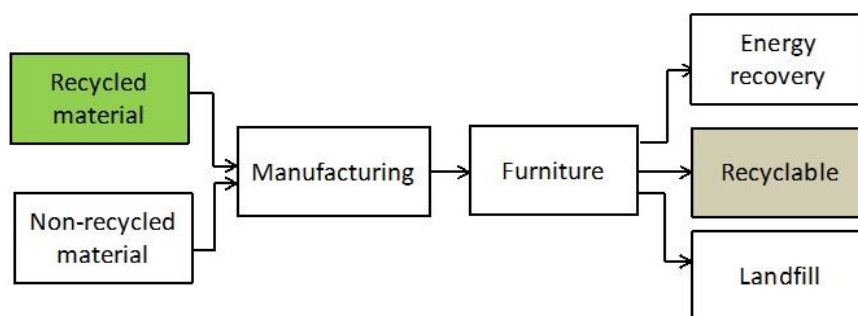
Market

Worldwide

Reference Service Life

15 years

Materials			Recycled material in manufactured product		Recyclable material at end of product life	
Unit		g	%	g	%	g
Metal	Aluminium	3493	43 %	90 %	100 %	3 493
Plastic	Polypropylene (PP)	2360	29 %	0 %	100 %	2 360
Metal	Steel	1833	23 %	0 %	100 %	1 833
Plastic	Polyamide (Nylon)	255	3 %	0 %	100 %	255
Plastic	Polyoxymethylene (POM)	116	1 %	0 %	100 %	116
Total product		8 057	100 %	39 %	100 %	8 057
Packaging	Cardboard	2852		76 %	100 %	2 852
Total product with packaging		10 909		49 %	100 %	10 909



Product manufactured from 49% recycled material (packaging included)

At end of life product contains 100% recyclable material (packaging included)

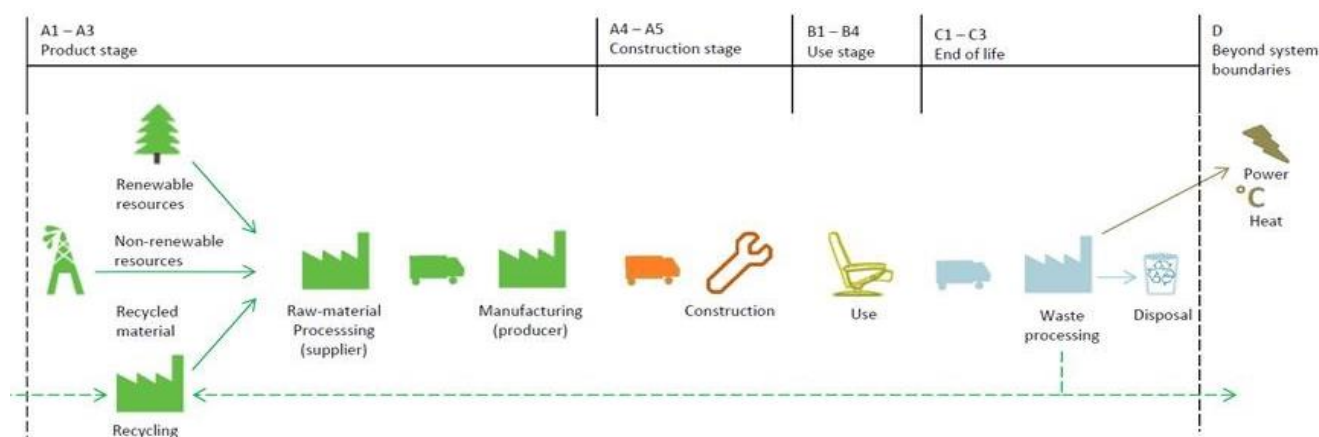
LCA: Calculation rules

Declared unit:

Production of one seating solution provided and maintained for a period of 15 years.

System boundary:

Life cycle stages included are described in figure and through the corresponding letter and number designations in the declaration (see figure below)



Data quality:

Specific manufacturing data from 2014 are used. Data from Ecoinvent 3.0.1. and Østfoldforskning databases are used as the basis for raw materials and energy carrier production. See [6].

Cut-off criteria:

All major raw materials and all the essential energy is included. The production processes for raw materials and energy flows that are included with very small amounts (<1%) are not included. This cut-off rule does not apply for hazardous materials and substances.

Allocation:

Where virgin materials are used, emissions and energy consumption connected with extraction and production are included.

Where recycled materials are used in the product, emissions and energy consumption related to the recycling process are included.

Emissions from incineration are allocated to the product system that uses the recovered energy.

Emissions from incineration of waste are allocated to the product system that uses the recovered energy.

LCA: Scenarios and additional technical information

Transportation to an average customer in Copenhagen is 360 km (A4: average European lorry > 32 tonnes)

The use stage (B1) is represented by a scenario and includes vacuum cleaning of textile once a month. The PCR does not provide detailed guidelines for what should be included in the use stage. In the end of life stage, the transport distance for waste to waste processing is 72 km (C1). The reuse, recovery and recycling stage is beyond the system boundaries (D).

It is assumed that the solution is dismantled and the materials recycled or combusted according to the general Norwegian treatment of industrial waste (see the table below). This calculation includes only CO₂ emissions (GWP) in the C-modules. The transport distance to reuse, recovery or recycling is varies for each material, but the average distance is 373 km. The vehicles used and associated data are described in detail in [5].

	Material recovery	Energy recovery	Disposal
Aluminium	70,1 %	0,0 %	30 %
Steel	70,1 %	0,0 %	30 %
Plastic	64,3 %	30,8 %	5 %
Cardboard	94,5 %	5,5 %	0 %

LCA: Results

The following information describe the scenarios in the different modules of the EPD.

System boundaries (X=included, MND=modul not declared, MNR=modul not relevant)

Product stage			Construction stage		Use stage				End of life			Beyond the system boundaries
Raw materials	Transport	Manufacturing	Transport	Construction	Maintenance	Repair	Replacement	Operational energy use	Transport	Waste Processing	Disposal	Reuse-recovery-recycling potential
A1	A2	A3	A4	A5	B1	B2	B3	B4	C1	C2	C3	D
x	x	x	x	MNR	x	MNR	MNR	MNR	x	x	x	x

Environmental impact (INA=Indicator Not Assessed)

Parameter	A1	A2	A3	A1-A3	A4	B1	C1	C2	C3	C1-C3	D
GWP	30,8	0,4	9,5E-03	31,1	0,3	6,1E-03	1,0	7,8	2,6E-02	8,8	-6,9
ODP	2,4E-06	6,9E-08	2,4E-10	2,5E-06	6,2E-08	1,9E-10	INA	INA	INA	INA	-3,1E-07
POCP	1,1E-02	1,2E-04	4,7E-06	1,1E-02	5,7E-05	1,2E-06	INA	INA	INA	INA	-5,7E-03
AP	0,1	4,3E-04	1,1E-04	0,1	2,9E-04	5,0E-06	INA	INA	INA	INA	-6,4E-03
EP	0,2	3,0E-03	1,0E-04	0,2	1,4E-03	3,4E-05	INA	INA	INA	INA	-2,1E-02
ADPM*	1,3E-03	6,9E-07	8,3E-07	1,3E-03	7,3E-07	2,0E-08	INA	INA	INA	INA	-3,8E-05
ADPE	458,3	5,6	0,1	464,0	5,1	8,2E-02	INA	INA	INA	INA	-150,6

GWP Global warming potential (kg CO₂-eqv.); **ODP** Depletion potential of the stratospheric ozone layer (kg CFC11-eqv.); **POCP** Formation potential of tropospheric photochemical oxidants (kg C₂H₄-eqv.); **AP** Acidification potential of land and water (kg SO₂-eqv.); **EP** Eutrophication potential (kg PO₄-3-eqv.); **ADPM** Abiotic depletion potential for non fossil resources (kg Sb -eqv.); **ADPE** Abiotic depletion potential for fossil resources (MJ);

* Some processes use Ecoinvent 3.0.1. and thus data on renewable resources is omitted. The true ADPM, RPEE, RPEM and TPE may be higher than indicated. This issue will be addressed in a new version of Ecoinvent 3, data from which was not available when this declaration was prepared.

Resource use (INA=Indicator Not Assessed)

Parameter	A1	A2	A3	A1-A3	A4	B1	C1	C2	C3	C1-C3	D
RPEE*	89,4	0,1	4,1	93,6	0,1	9,3E-02	INA	INA	INA	INA	-1,2
RPEM*	24,3	2,4E-02	5,4E-03	24,3	2,4E-02	0,0	INA	INA	INA	INA	-4,4
TPE*	113,7	0,1	4,1	118,0	0,1	9,3E-02	INA	INA	INA	INA	-5,5
NRPE	471,7	5,8	0,1	477,6	5,3	7,9E-02	INA	INA	INA	INA	-148,4
NRPM	107,4	0,0	4,2E-04	107,4	0,0	0,0	INA	INA	INA	INA	0,0
TNRPE	579,1	5,8	0,1	585,0	5,3	8,8E-02	INA	INA	INA	INA	-148,4
SM	5,3	0,0	1,6E-13	5,3	0,0	0,0	INA	INA	INA	INA	-1,4
RSF	0,0	0,0	1,9E-06	1,9E-06	0,0	0,0	INA	INA	INA	INA	0,0
NRSF	0,0	0,0	0,0	0,0	0,0	4,0E-02	INA	INA	INA	INA	0,0
W	0,0	0,0	0,0	0,0	0,0	0,0	INA	INA	INA	INA	0,0

RPEE Renewable primary energy resources used as energy carrier (MJ); **RPEM** Renewable primary energy resources used as raw materials (MJ); **TPE** Total use of renewable primary energy resources (MJ); **NRPE** Non renewable primary energy resources used as energy carrier (MJ); **NRPM** Non renewable primary energy resources used as materials (MJ); **TNRPE** Total use of non renewable primary energy resources (MJ); **SM** Use of secondary materials (kg); **RSF** Use of renewable secondary fuels (MJ); **NRSF** Use of non renewable secondary fuels (MJ); **W** Use of net fresh water (m³);

End of life - Waste and Output flow (INA=Indicator Not Assessed)

Parameter	A1	A2	A3	A1-A3	A4	B1	C1	C2	C3	C1-C3	D
HW	2,5E-02	3,3E-06	1,7E-06	2,5E-02	3,0E-06	5,8E-06	INA	INA	INA	INA	-0,1
NHW	18,1	0,5	1,5E-02	18,6	0,5	7,6E-04	INA	INA	INA	INA	-1,0
RW	0,0	0,0	0,0	0,0	0,0	0,0	INA	INA	INA	INA	0,0
CR	0,0	0,0	0,0	0,0	0,0	0,0	INA	INA	INA	INA	0,0
MR	0,0	0,0	1,5E-04	1,5E-04	0,0	0,0	INA	INA	INA	INA	0,0
MER	0,0	0,0	2,3E-06	2,3E-06	0,0	0,0	INA	INA	INA	INA	0,0
EEE	0,0	0,0	0,0	0,0	0,0	0,0	INA	INA	INA	INA	0,0
ETE	0,0	0,0	0,0	0,0	0,0	0,0	INA	INA	INA	INA	0,0

HW Hazardous waste disposed (kg); **NHW** Non hazardous waste disposed (kg); **RW** Radioactive waste disposed (kg); **CR** Components for reuse (kg); **MR** Materials for recycling (kg); **MER** Materials for energy recovery (kg); **EEE** Exported electric energy (MJ); **ETE** Exported thermal energy (MJ);

Specific Norwegian requirements

Electricity

Electricity purchased by Scandinavian Business Seating for its production sites in Sweden and Norway comes with a guarantee of origin for Nordic Hydropower.

Therefore the electricity mix used in this EPD is: Energy, electricity, hydro, Nordic average.

This gives following greenhouse gas emissions: 2,8 g CO₂-eqv/kWh

Dangerous Substances

None of the following substances have been added to the product: Substances on the REACH Candidate list of substances of very high concern (of '17.12.2014) substances on the Norwegian Priority list (published 04.12.2014) and substances that lead to the product being classified as hazardous waste. The chemical content of the product complies with regulatory levels as given in the Norwegian Product Regulations.

Indoor environment

[Greenguard certificate](#)

Climate declaration

Not relevant

Bibliography

[1] NS-EN ISO 14025:2006, Environmental labels and declarations-Type III environmental declarations Principles and procedures




[2] NS-EN ISO 14044:2006, Environmental management - Life cycle assessment - Requirements and guidelines

[3] EN 15804:2012 + A1:2013 Sustainability of construction works - Environmental product declaration Core rules for the product category of construction products

[4] PCR for seating solution: PRODUCT-CATEGORY RULES(PCR) for preparing an environmental product declaration (EPD) for Product Group "Seating solution", PCR 2008:NPCR 003, extended version

[5] Raadal, H. L., Modahl, I. S., Lyng, K. A. (2009). Klimaregnskap for avfallshåndtering, Fase I og II. OR 18.09. ISBN : 978-82-7520-611-2, 82-7520-611-1

[6] Brekke, A., Møller, H., Baxter, J., Askham, C. (2014). Verktøy - miljødeklarasjon for møbel Dokumentasjon som grunnlag for verifisering, Østfold Research

 epd-norge.no The Norwegian EPD Foundation	Program holder and publisher The Norwegian EPD Foundation Post Box 5250 Majorstuen, 0303 Oslo Norge	Phone: +47 23 08 8000 email: post@epd-norge.no web: www.epd-norge.no
 SCANDINAVIAN BUSINESS SEATING	Owner of the declaration Scandinavian Business Seating Fridtjof Nansens vei 12, 0303 Oslo Contact person: Laura Fouilland	Phone: +47 40 41 56 13 email: laura.fouilland@sbseating.com web: www.sbseating.com
 Østfoldforskning	Author of the Life Cycle Assessment Østfoldforskning AS Stadion 4 1671 Kråkerøy, Norway	Phone: +47 69 35 11 00 email: post@ostfoldforskning.no web: www.ostfoldforskning.no