



Cwtch

A low, midi & high back sofa system

orangebox



Product Description

Cwtch is a succinct sofa system available in low, midi and high back configurations, and designed to facilitate the creation of exciting, workable sociable clusters and landscapes of soft seating. The cool and elegant Cwtch sofa makes a dynamic architectural statement:

Cwtch Low can be configured with straight and curved corner sections, and with a linking dock unit with power/data connectivity and a small worktable.

Cwtch Midi has a more linear and square aesthetic than the low unit. Its three or four seat sofas are enhanced with a back extension, offering additional specification and finishes choice. Midi, like the rest of the Cwtch range, can be complemented with medium or large scatter cushions. An elegant low bench unit offers further space planning and layout choice, as does the complementary range of Cwtch tabling.

Cwtch High has become a key Orangebox product thanks to its ability to easily create working privacy within even the largest open plan spaces. The fact that Cwtch High is fully upholstered creates opportunities to visually enrich any interior space through texture and colour blocking.

Cwtch Media is an enclosed, semi-private working booth. Configurable as a 1+1 unit, a 2+2 unit or a 3+3 unit, it can be specified with power/data capability and also with a large format monitor mounted onto the fixed upholstered panel.





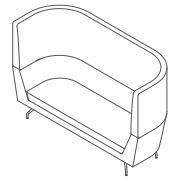
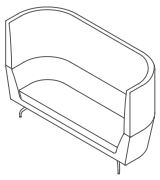
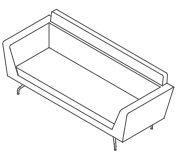
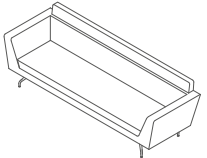


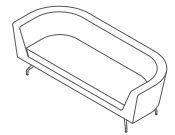

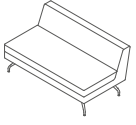




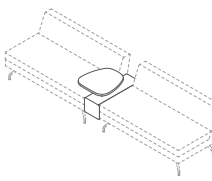

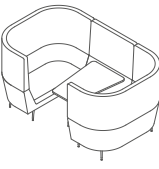
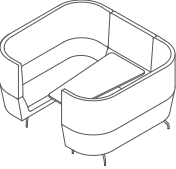


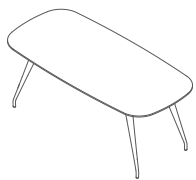
Cwtch has a cast aluminum leg available in the standard Orangebox finishes and Cwtch High has an addition solid wood leg option also available in our standard fabrics.



Top – CWTCH-03 HB, **Bottom** – CWTCH-59 HB



Product Range

CWTCH-01 HB Single seater lounge sofa	CWTCH-07 HB Single seater work	CWTCH-02 HB Two seater lounge sofa	CWTCH-08 HB Two seater work	CWTCH-03 HB Three seater lounge sofa	CWTCH-09 HB Three seater work
					
H1360 [H54] W1050 [W41] D830 [D33] SH425 [SH17] SD580 [SD23]	H1360 [H54] W1050 [W41] D745 [D29] SH425 [SH17] SD490 [SD19]	H1360 [H54] W1620 [W64] D830 [D33] SH425 [SH17] SD580 [SD23]	H1360 [H54] W1620 [W64] D745 [D29] SH425 [SH17] SD490 [SD19]	H1360 [H54] W2200 [W87] D830 [D33] SH425 [SH17] SD580 [SD23]	H1360 [H54] W2200 [W87] D745 [D29] SH425 [SH17] SD490 [SD19]
CWTCH-13 MB Three seater lounge sofa with angled arms	CWTCH-14 MB Four seater lounge sofa with angled arms	CWTCH-21 LB Single seater lounge sofa with curved arms	CWTCH-22 LB Two seater lounge sofa with curved arms	CWTCH-23 LB Three seater lounge sofa with curved arms	CWTCH-24 LB Single lounge sofa unit
					
H830 [H33] W2200 [W87] D820 [D32] SH425 [SH17] SD580 [SD23]	H830 [H33] W2640 [W104] D820 [D32] SH425 [SH17] SD580 [SD23]	H680 [H27] W1050 [W41] D820 [D32] SH425 [SH17] SD580 [SD23]	H680 [H27] W1400 [W55] D820 [D32] SH425 [SH17] SD580 [SD23]	H680 [H27] W2200 [W87] D820 [D32] SH425 [SH17] SD580 [SD23]	H680 [H27] W700 [W28] D820 [D32] SH425 [SH17] SD580 [SD23]
CWTCH-25 LB Two seater lounge double back	CWTCH-26 LB Two seater lounge sofa with curved right arm	CWTCH-27 RB Two seater lounge sofa with curved right arm	CWTCH-28 LB Single seater lounge corner unit with curved back	CWTCH-31 BE Single seater lower bench unit	CWTCH-41 DC Linking dock unit
					
H680 [H27] W1400 [W55] D820 [D32] SH425 [SH17] SD580 [SD23]	H680 [H27] W1370 [W54] D820 [D32] SH425 [SH17] SD580 [SD23]	H680 [H27] W1370 [W54] D820 [D32] SH425 [SH17] SD580 [SD23]	H680 [H27] W820 [W32] D820 [D32] SH425 [SH17] SD580 [SD23]	H300 [H12] W700 [W28] D700 [D28]	H230 [H9] W265 [W10] D780 [D31]
CWTCH-57 HB 2 Seater work screened unit with fixed screen table - 550W x 550D x 670H	CWTCH-58 HB 4 Seater work screened unit with fixed screen table - 800W x 1100D x 670H	CWTCH-59 HB 6 Seater work screened unit with fixed screen table - 800W x 1600D x 670H	CWTCH-44 T 800x 900mm Table	CWTCH-45 T 800 x 1100mm Table	CWTCH-46 T 800 x 1700mm Table
					
H1360 [H54] W750 [W30] D2220 [D87] SH425 [SH17] SD490 [SD19]	H1360 [H54] W1620 [W64] D2470 [D97] SH425 [SH17] SD490 [SD19]	H1360 [H54] W2200 [W87] D2470 [D97] SH425 [SH17] SD490 [SD19]	H670 [H26] W800 [W31] D900 [D35]	H670 [H26] W800 [W31] D1100 [D43]	H670 [H26] W800 [W31] D1700 [D67]



Product Specification - Seating

Standard Product Description

Feet: Available in Industrial Silver, Black or White.

Legs: Die-cast Aluminium available in Industrial Silver, Black or White.

Frame: Hardwood and plywood frame with glued and screwed joints.

Foam: Vitafoam Reflex seat cushion, Reflex core on inside back with V33H topper, V33H on all parts of the base and high back extension.

Reveal Seam: Reveal Seam to match Seat as standard.

Without Linking: Available as standard on 13 MB, 14 MB, 21 LB, 22 LB, 23 LB.

Linking: 2 x Linking Plate and Connecting Pin as standard. [24 LB, 25 LB, 26 LB, 27 LB, 28 LB]

Linking Dock Unit: This is only required if the writing tablet and/ power & data is ordered.

Tablet Support: Available as standard in Industrial Silver or Black.

Scatter Cushions: 100% duck feather. Scatter cushions are available in standard group fabrics.

N.B Cwtch work has a shorter seat depth than the lounge version with additional lumbar support and a firmer seat cushion to enable a more upright seating position.

Optional Upcharges

Feet: Chrome feet available as an upcharge.

Legs: Polished Legs or Wooden Legs (Available in Oak, Oak stained to Black or Walnut).

Feet & Legs: Available in Gold, Taupe, Bronze, Copper, Claret Red RAL 3005, Olive Green RAL 6003, Midnight Blue RAL 5008 or Traffic Grey RAL 7042.

Reveal Seam: Reveal Seam in Blazer, Europost, Synergy or Divina 3 as an upcharge.

Linking: 2 x Linking Plate and Connecting Pin available as an upcharge.

Upholstery: Internal/External Two Tone Upholstery.

Sofa Models - Option 1 - Standard Upholstery.

Option 2 - Bespoke Internal / External Two Tone Upholstery (same fabric).

Media Dens - Option 1 - Standard Upholstery, option for alternative fabrics on each element.

Option 2 - Bespoke Upholstery option for alternative colours on inner and out (same fabric different colours).

Power: Power options available.

Monitor: Tilting Monitor Bracket (TMB-01) available as an upcharge.

Product Certification

Intertek Sustainability Clean Air Product Certification

Clean Air certification provides proof that products have been independently tested and found to conform to VOC standards and to the ANSI/ BIFMA Furniture Emissions Standards. All Orangebox products* have achieved Gold certification, excluding laminate products which achieve a Silver certification.

*With the exception of Fielding Tables.

BS EN 1022:2005

Domestic Furniture - Determination of stability.

BS EN 15373:2007

Test Level 2.

Product Specification - Tables

Standard Product Description - Fixed Tables

Edge Detail: Chamfered Edge Detail.	Adjustable Feet: Steel finished in Industrial Silver or Black.	N.B Leg and glide finish will always match.
Edge Finish: 2mm thick ABS lipping match to top colour.	Table Top Finishes:	
Legs: Aluminium finished in Industrial Silver or Black.	Melamine – Walnut, Grained Oak, Artisan Oak, Beech, Graphite, White or Grey.	

Standard Product Description - Tables

Edge Details:	Table Top Finishes:
Melamine Chamfered Edge.	Melamine – Walnut, Grained Oak, Artisan Oak, Beech, Graphite, White or Grey.
Feet: Available in Industrial Silver, Black or White.	
Legs: Available in Industrial Silver, Black or White.	

Optional Upcharges

Feet: Chrome feet available as an upcharge.	Power: Power options available.
Legs: Polished Legs or Wooden Legs (Available in Oak, Oak stained to Black or Walnut).	
Feet & Legs: Available in Gold, Taupe, Bronze, Copper, Claret Red RAL 3005, Olive Green RAL 6003, Midnight Blue RAL 5008 or Traffic Grey RAL 7042.	

Product Certification

Intertek Sustainability Clean Air Product Certification
Clean Air certification provides proof that products have been independently tested and found to conform to VOC standards and to the ANSI/ BIFMA Furniture Emissions Standards. All Orangebox products* have achieved Gold certification, excluding laminate products which achieve a Silver certification.
*With the exception of Fielding Tables.

Fabric Selection - Sofa Models

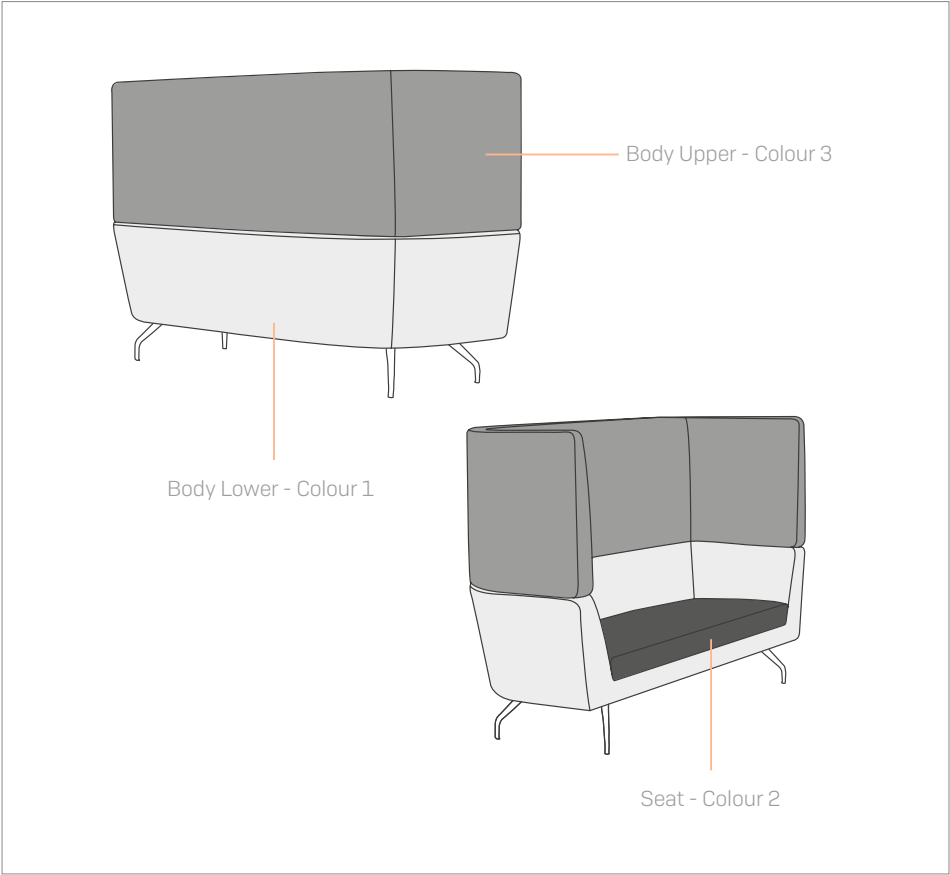
Option 1

Standard Upholstery.

Upper body, inner outer must be selected from the same fabric range, can be different colours.

Lower body, inner outer must be selected from the same fabric range, can be different colours.

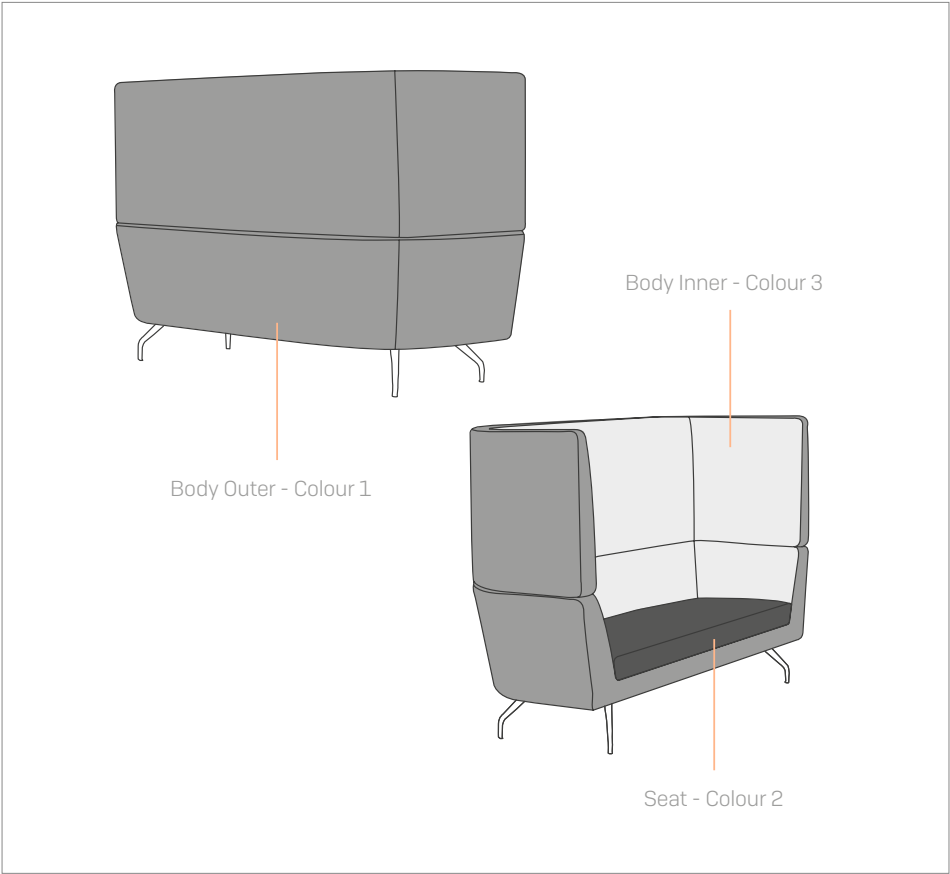
Stripes and patterns are governed by how they come off the roll. This determines if the stripes or pattern are vertical or horizontal.



Option 2

Bespoke Internal / External Two Tone Upholstery (Same Fabric).

Seat can be selected from a different fabric range.



Fabric Selection - Media Dens

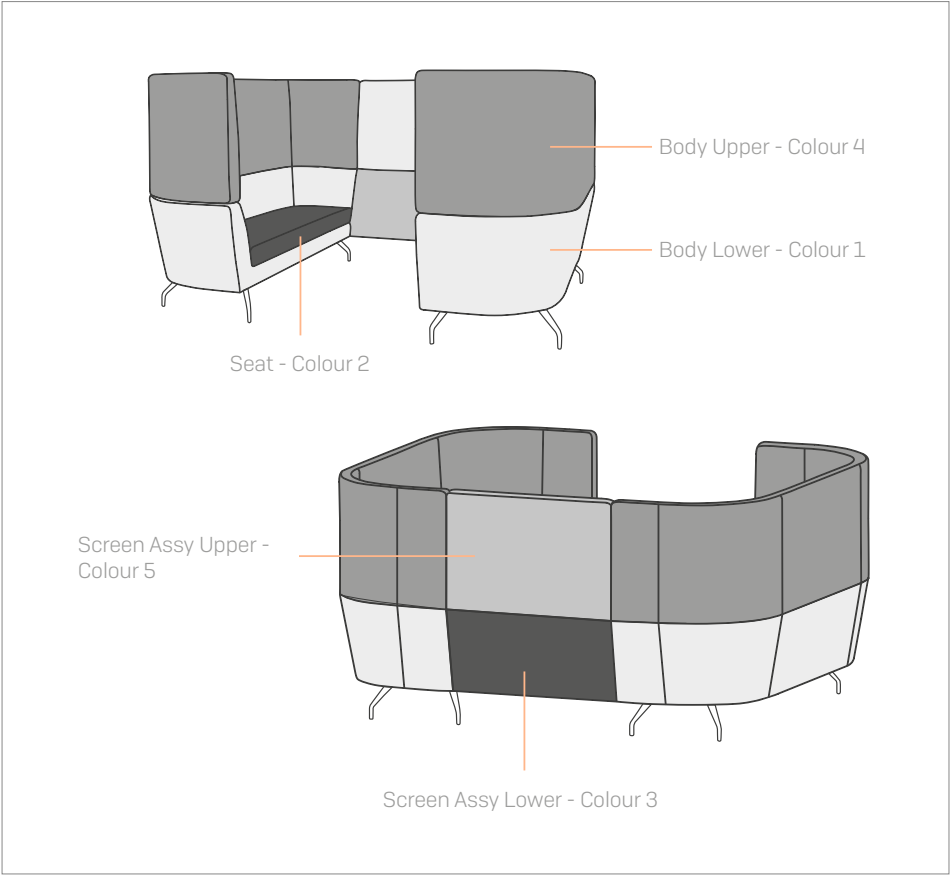
Option 1

Standard Upholstery.

Upper body, inner outer must be selected from the same fabric range, can be different colours.

Lower body, inner outer must be selected from the same fabric range, can be different colours.

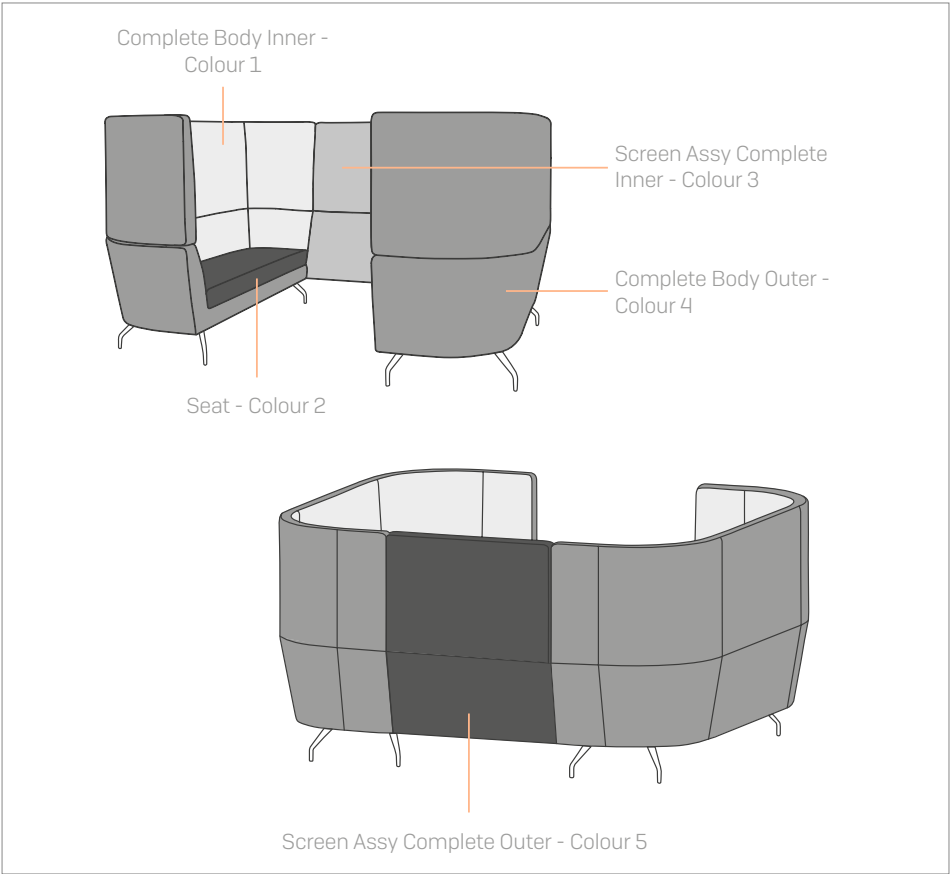
Stripes and patterns are governed by how they come off the roll. This determines if the stripes or pattern are vertical or horizontal.



Option 2

Bespoke Upholstery option for alternative colours on inner and outer (same fabric range, but different colours).

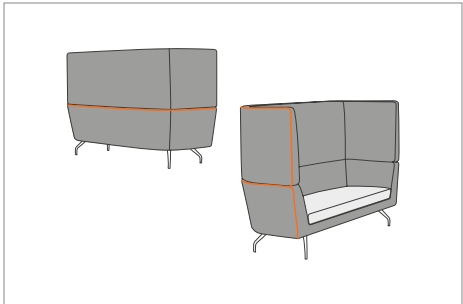
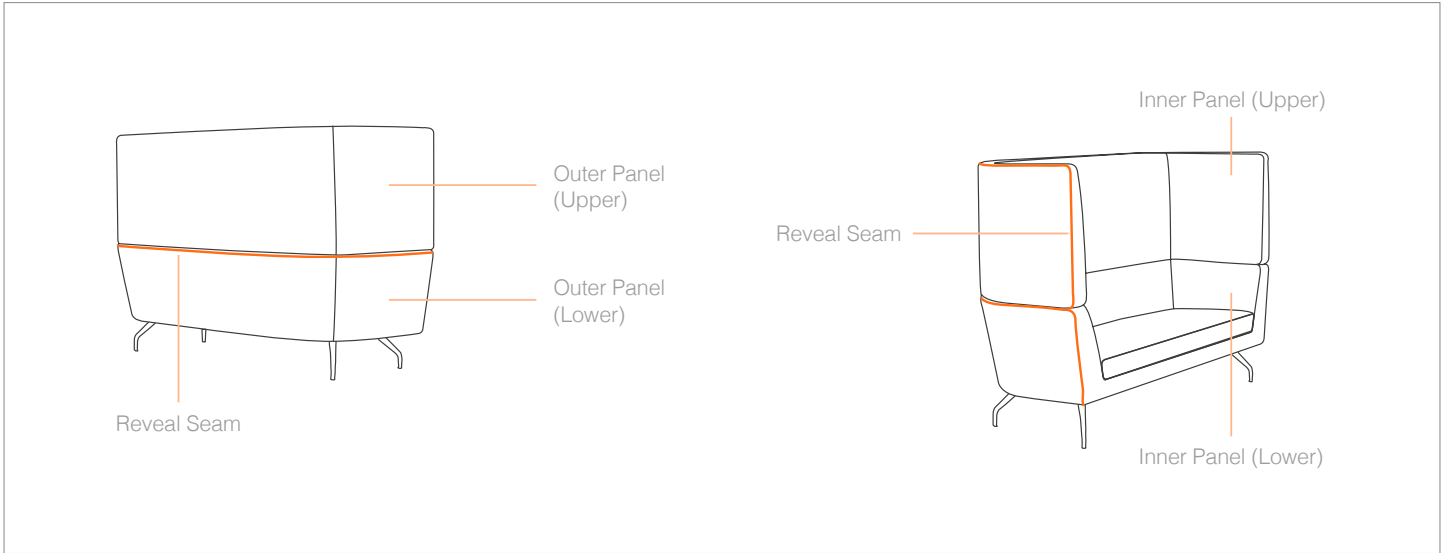
Screen Assy can be different fabric, inner or outer must be from the same fabric range.



Fabric Selection - Media Dens

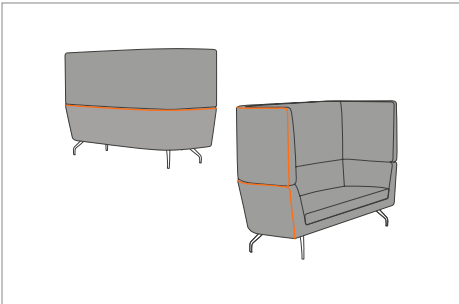
Camira Blazer / Kvadrat Divina 3 / Gabriel Europost / Camira Synergy

*Exception - when complete unit is in vinyl.



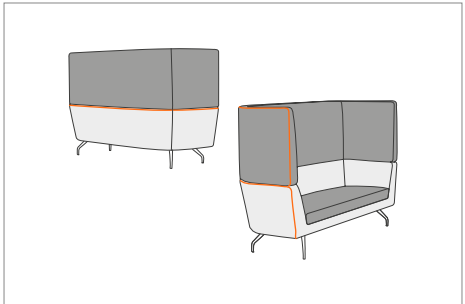
Standard Two Tone Offer

Reveal matches seat. [Excl. Vinyl]
Except with seat patterned fabrics.



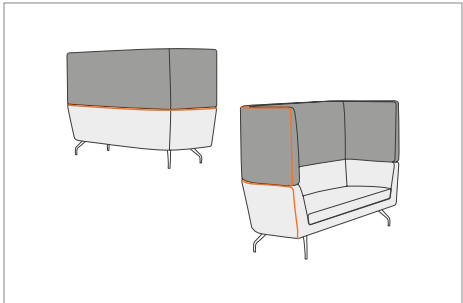
Standard Offer

All elements same colour - reveal matches seat.



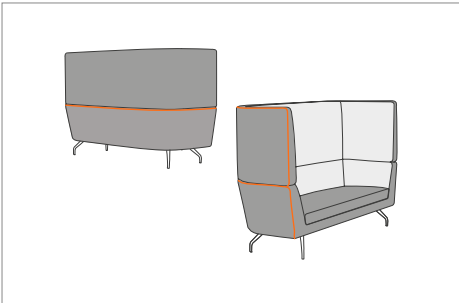
Seat, Upper Panels & Reveal Seam Match

Costed at higher fabric band.



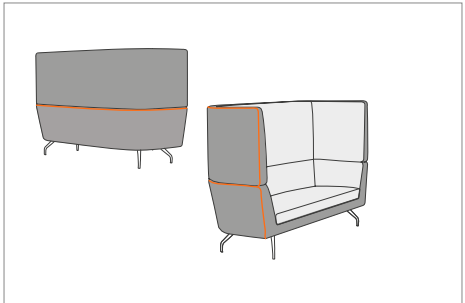
Seat, Lower Panels & Reveal Seam Match

Costed at higher fabric band.
Reveal can match carcass.



Inner & Outer Fabrics Must Be The Same Fabric

Reveal seam will match seat fabric [Excl. Vinyl].
Except with seat patterned fabrics.
N.B This incurs an additional upcharge
(price on application).



Inner & Outer Fabrics Must Be The Same Fabric

Reveal seam will match seat fabric [Excl. Vinyl].
Except with seat patterned fabrics.
N.B This incurs an additional upcharge
(price on application).

Product Finishes

Feet & Legs



Black



White



Chrome



Gold



Taupe



Industrial Silver



Bronze



Copper



Claret Red – RAL 3005



Olive Green – RAL 6003




Midnight Blue – RAL 5008



Traffic Grey – RAL 7042

Ajustable Feet — Fixed Tables




Industrial Silver



Black

Legs — Fixed Tables



Industrial Silver



Black

Legs



Polished

Wooden Legs



Oak



Oak stained to Walnut



Oak stained to Black

Table Tops — Melamine



Walnut



Grained Oak



Artisan Oak



Beech



Graphite



Grey



White