

RETREAT 2.1

Technical Specifications

RETREAT 2.1 is perfect for a small meeting or collaborative workspace. Providing room for up to four people, RETREAT 2.1 is designed for task meetings, private conversations, and a place to escape the busy work environment. Quick to install, the 2.1 workspace is ideal for any workplace setting.



VENTILATION

Low noise, sensor-controlled ventilation system with constant air exchange via top and base outlets with internal fan systems.



ENVIRONMENTAL DATA

60% recycled content to PET. Sustainably sourced timber FSC timber available on request.



SERVICES

Seamless mechanical services integration with allowances for sprinklers and smoke detector.



INSTALLATION

RETREAT 2.1 requires 2 men for 3-4 hours.



PERFORMANCE

Acoustic materials used for internal and external surfaces provide ambient noise reduction and minimise noise reverberation from the surrounding office.



ACCESS

RETREAT sits flush on the floor with a rubber seal for acoustic protection, there is no step or floor base to impede entry.



PLUG AND PLAY

Quick connection to mains power using standard sockets.

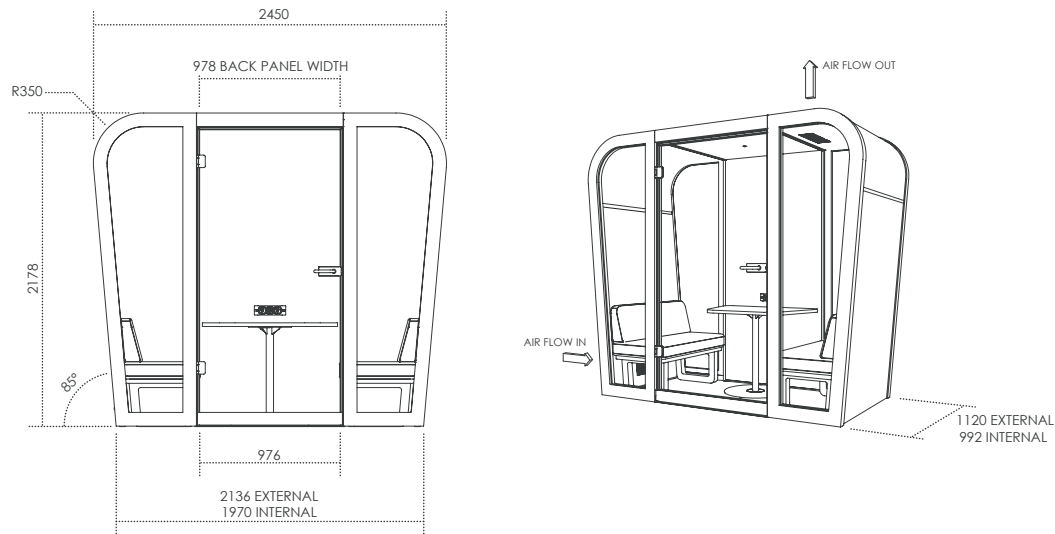


WARRANTY

7 year structural warranty.



PRODUCT DATA



Product dimensions

External dimensions	2135/2450W x 1120D x 2180mmH
Internal dimensions	1970/2286W x 990D x 2092mmH
People	2-4

Ventilation

QTY of fans	4 total; 2 draw in through side, 2 draw out through ceiling
Air flow rate	117.2CFM
Power usage	5.76W
Input	24V DC
User motion detected to	30sec / 3min / 10min

Power

Mains supply	10 amps
Cord from booth	2 metres
Output	3 gang; 2x Power, 1x USB A, 1x USB C

Socket options



Lighting

Power usage	9.6W
Input	24V
Lumen output	85lm/W
LED options	Warm or cool
User motion detected to	30sec / 3min / 10min

Motion sensor

Passive infrared sensor	
Running time options	30sec / 3min / 10min

PET

Composition	100% PET, 60-68% recycled
Sustainability	Greentag certified. Greenrate level: A
VOC emission	<0.004mg/m ² /hr

Structure

Faced plywood	60mm birch plywood
Internal	Acoustic wall covering
External	Acoustic wall covering

Door

Door dimensions	1009W x 2068H x 8mm frameless toughened glass
Door weight	40kg
Disabled access	Wheelchair accessible
Door latch	Stainless steel magnet latch
Drop seal	Engaged when door is closed

Floor

Levelling	Adjustable glides
Floor	No floor - sealed perimeter

Install

Time	3-4 hours
People required	2

Fire safety

Fire alarm	To be installed on request
Smoke detection	To be installed on request
Sprinkler compatible	To be installed on request

Cleaning

PET / Upholstery	Refer to product care and maintenance guide
Timber	Refer to product care and maintenance guide

OPTIONS & FINISHES

RETREAT 2.1 back options



Glass back



PET back

RETREAT 2.1 table options



Centre table low
Dimensions 940x600x25mm
Height from floor 720mmH



Centre table high
Dimensions 940x600x25mm
Height from floor 1050mmH

Timber finishes




Natural




Black Stain



Blazer Silcoates



Blazer Surrey




Blazer St Andrews

Sofa upholstery finishes


Acoustic panel standard finishes




Silica Beige 454



Dune Beige 402



Boulder Grey 442



Granite Grey 452



Slate Blue 365

Acoustic panel seasonal finishes



Dulcie 908



Welford 101



Otway 458




Davenport 444



Cape Byron 577



Eyre 487




Ruby Gap 269



Wollumbin 550



Grampian 349



Daintree 330

SQUARE BEAR

© Copyright 2021

All Rights Reserved

HEAD OFFICE

Unit 6/80 Jedda Road, Prestons

New South Wales 2170, Australia

P: +61 (0)2 9189 1444

sales@square-bear.com

SYDNEY SHOWROOM

120 Bourke Street, Woolloomooloo

New South Wales 2011, Australia

www.square-bear.com