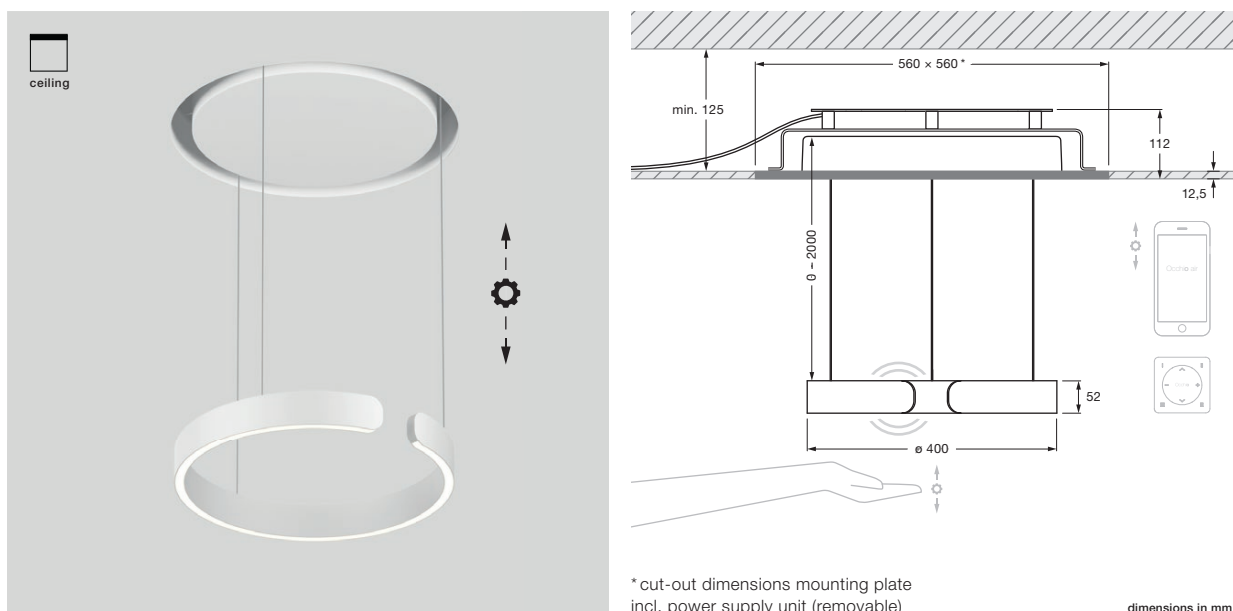


## Mito cosmo move 40 datasheet

Ring-shaped LED suspended and ceiling luminaire with double-sided light output and a diameter of 40 cm. There are two lighting effects to choose from: table (wide) for use above tables — expansive light distributed downward and upward — and room (narrow) for luminaires that hang by themselves in a room — concentrated light aimed downward and diffuse light pointed upward.

The suspended length is continuously and electrically adjustable from 0–200 cm.

The luminaire head can be completely retracted into the light channel mounted flush with the ceiling. Version with recessed element and light channel for flush mounting in hollow ceilings, incl. power supply unit, connection to 230 V AC mains voltage. Controllable via »touchless control« (gesture control on the head) or Occhio air. The color temperature is continuously adjustable via »touchless control« or Occhio air from 2700–4000 K (optional 2200 to 3500 K).

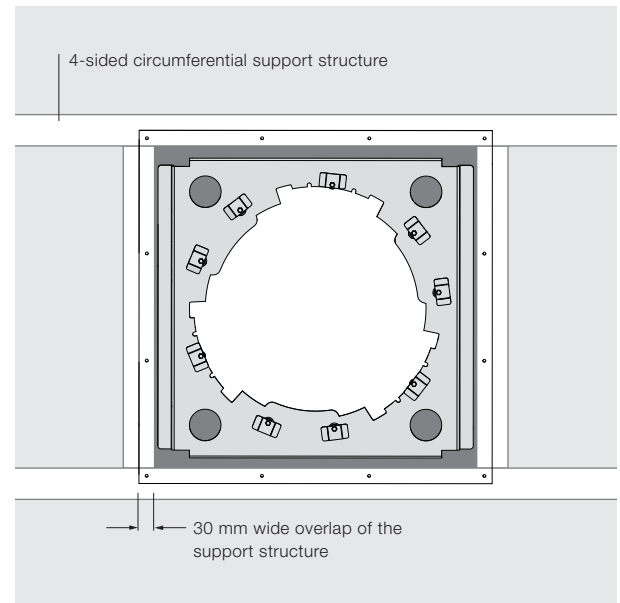


### technical data Mito cosmo move 40

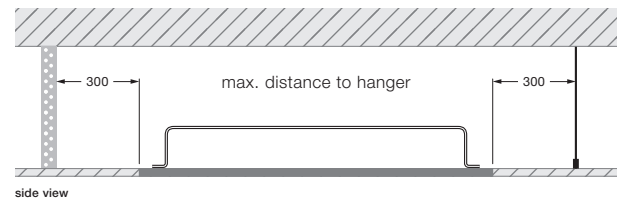
properties	material	aluminium, painted, PVD-coated steel, plastic, optical silicone, fibreglass	
	height adjustment (electronic only)	0–2000 mm (variable, not designed for continuous operation)	
	weight (luminaire + mounting plate)	5.6 kg + 8 kg	
surface	head	bronze, matt gold, rose gold, matt silver, matt white, matt black, phantom, black phantom	
	light channel	matt white, matt gold	
Occhio »color tune« LED	average life time	> 50.000 hrs	
	energy efficiency class (luminous efficiency)	G (57 lm / W)	
	power	LED 40 W (incl. Occhio power supply unit 46 W, standby < 0.5 W)	
	color rendering index	high color; CRI Ra 95	
	color temperature (color consistency)	2700–4000 K (2-step)	2200–3500 K (2-step 2200 K, 3-step 3500 K)
electricity	dimming	via »touchless control« or Occhio air	
	connection	230 V AC	
	power factor power supply (cos φ1)	0.9	
	flicker / stroboscopic effect	1 (PstLM) / 0.9 (SVM)	
	permitted operating conditions	max. 30°C for indoor use only	

## Mito cosmo move 40 Support structure

The special substructure must be taken into account during planning due to the weight of the luminaire and should not deviate from the specified dimensions.

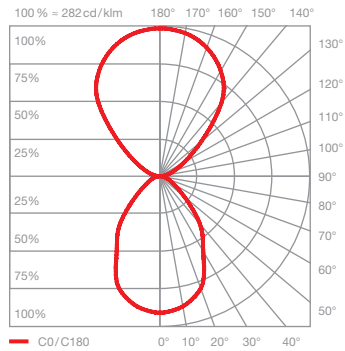


top view



side view

## Mito cosmo move 40 lighting effects



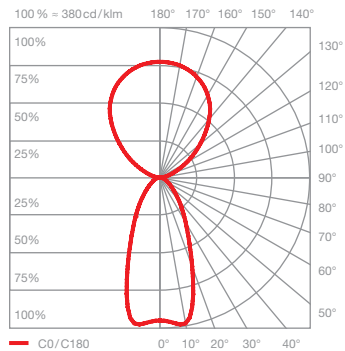
### table (wide)

wide light beam (up and down), beam angle approx. 80° (down)

inserts: wide / flood

luminous flux : high color 40 W 2220 lm

UGR (4H8H) < 19



### room (narrow)

concentrated light downwards, beam angle approx. 50°, diffuse upwards

inserts: narrow / diffuse

luminous flux : high color 40 W 2140 lm

UGR (4H8H) < 19\*

\*The standardized indication of glare values (UGR value – 4H8H) is not quite significant for annular luminaires. In most real applications the result of an individual calculation is a UGR value < 19. Therefore, we recommend to carry out a calculation which can be prepared by our lighting design team ([lightingdesign@occhio.de](mailto:lightingdesign@occhio.de)).