



**OVERVIEW**

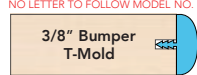
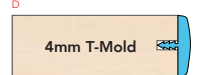
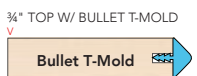
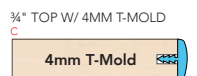
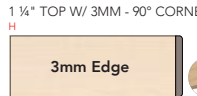
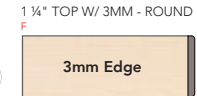

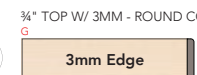
Shipped ready to assemble, these desks have a heavy-duty work surface that won't sag under heavy books or equipment. The Silhouette Desk is great for rows, pairs, or groupings for collaborative learning.

**MATERIALS**

The work surface consists of a 45 lb density particle board core with a .030" high pressure laminated surface and a .020" melamine backer sheet. The edge of the work surface features 3/8" bumper edge molding that is fastened every 6 to 8 inches to assure a long lasting fit. The frame is attached to the pre-drilled holes in the top with (6) #10 screws through a 1" x 1.75" 18-gauge steel channel. The mounting channel is welded to a 1" x 2" rectangular 16-gauge steel tube leg. The leg inserts are 1" x 1.75" 16-gauge steel tube and adjust in height from 19" to 31" in 1" increments. The adjustment for each leg is secured with (2) allen screws.

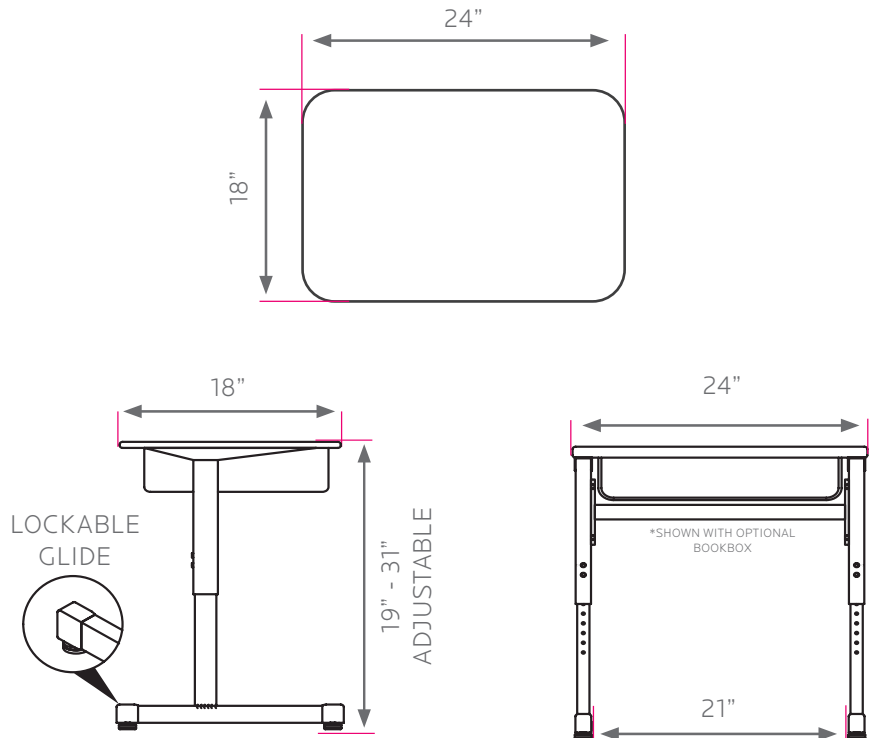
The legs are tied together for added strength with a 1" x 2" 16-gauge steel tube stretcher bar and (4) bolts. Legs have 1" leveling glides. Book Box is optional (Model 17190), all welded 22-gauge steel construction that has a curled hem on the front opening. Book box comes in a black powdercoat finish, or Platinum is special order only. \*Book box sold separately.

**TOP AND EDGE OPTIONS**

<p>1 1/4" TOP W/ BUMPER T-MOLD <small>NO LETTER TO FOLLOW MODEL NO.</small></p>  <p>3/8" Bumper T-Mold</p>	<p>1 1/4" TOP W/ 4MM T-MOLD <b>D</b></p>  <p>4mm T-Mold</p>
<p>3/4" TOP W/ BULLET T-MOLD <b>V</b></p>  <p>Bullet T-Mold</p>	<p>3/4" TOP W/ 4MM T-MOLD <b>C</b></p>  <p>4mm T-Mold</p>
<p>1 1/4" TOP W/ 3MM - 90° CORNERS <b>H</b></p>  <p>3mm Edge</p>	<p>1 1/4" TOP W/ 3MM - ROUND CORNERS <b>F</b></p>  <p>3mm Edge</p>
<p>3/4" TOP W/ 3MM - 90° CORNERS <b>E</b></p>  <p>3mm Edge</p>	<p>3/4" TOP W/ 3MM - ROUND CORNERS <b>G</b></p>  <p>3mm Edge</p>

**DIMENSIONS**

Model	Description	D"	W"	H"	WT
01600	Single-Student 18x24 Adj. Height Desk w/glides	18	24	19-31	36
<b>Optional Accessories</b>					
17190	Steel Bookbox	15	20	4	8
17018	Technology Basket	13	10	2	1
17200	Wire Bookbasket	15	18	3.5	5
30933	SW (Standard Width) 3" SW Tote w/housing	17.25	12.75	5	3.1
30935	EW (Extra Wide) 3" EW Tote w/housing	17.25	19	4.25	7.3
17576	3" Dual-Wheel Caster Pack (Set of 4, 4 locking)-Black		3 dia.		5
17577	3" Dual-Wheel Caster Pack (Set of 4, 4 locking)-Colors		3 dia.		5



## STANDARD LAMINATE OPTIONS

Want to specify a different laminate?

No problem. If you have 20 or more tops of the same color -60 or -38 there is no upcharge. Have 20 or less? We can quote for you with the Wilsonart code and - finish style. We can specify other laminates - call to inquire and get a quote.

## SURFACE LAMINATE OPTIONS WITH MATCHING 3MM EDGE BAND



ASIAN NIGHT  
7949-60



BOARDWALK OAK  
7983-60




BUKA BARK  
7982-60



CLASSIC LINEN  
4943-60



FLAX LINEN  
4990-60



FRENCH PEAR  
8220-60



FUSION MAPLE  
7909-60



GREY NEBULA  
4622-60



HIGH RISE  
4996-60



MISSION MAPLE  
7990-60




NEW AGE OAK  
7938-60



NORTH SEA GRAY  
D90-60



PALISADES OAK  
7987-60



PEWTER MESH  
4878-60



WILD CHERRY  
7054-60

All 15 of the standard laminates are -60 finish, if you need to match a laminate from a previous year, please let us know on your order (example Pewter Mesh 4878-38, our standard is -60).

When the WilsonArt Laminate code includes a "Y", "K", "-12", "-78", "Aeon" etc, these are special laminates with an upcharge, even when it contains -38 or -60.

## STANDARD EDGE COLOR OPTIONS



APPLE



BLACK



CERULEAN



CHARCOAL



NAVY



PERSIAN BLUE



PLATINUM

## LEG COLOR OPTIONS



BLACK



PLATINUM

## EDGE COLOR OPTIONS WITH ADDITIONAL LEAD TIME



BLUEBERRY



BURGUNDY



CHAMPAGNE



FOREST GREEN



ORANGE



PURPLE



RED



YELLOW