



OVERVIEW

With Sit+Stand, student's have the flexibility to choose their preferred position: sitting or standing. Styled to match the current line of Silhouette tables and desk, this mobile desk comes with lockable casters and angled legs to allow feet placement underneath desk. Please note - When arranged in collaborative pods, heights of table tops may vary.

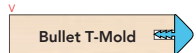
MATERIALS

The 3/4" thick work surface consists of a 45 lb density particle board core with a 0.030" high pressure laminated surface and a 0.020" melamine backer sheet. The edge of the tabletop features your choice of a bullet t-mold edge or 4mm t-mold, which is then fastened to the underside of the work surface every 6 to 8 inches to assure a long lasting fit.

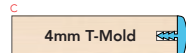
The base is constructed of cold rolled steel and the column is a combination of steel, aluminum, and plastic.

TOP AND EDGE OPTIONS

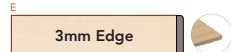
3/4" TOP W/ BULLET T-MOLD



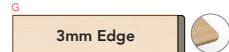
3/4" TOP W/ 4MM T-MOLD



3/4" TOP W/ 3MM - 90° CORNERS



3/4" TOP W/ 3MM - ROUND CORNERS



OPTIONAL ACCESSORIES



Model 60100

Modesty Panel/Privacy Screen
Product Dimensions: 24"w x 14"h

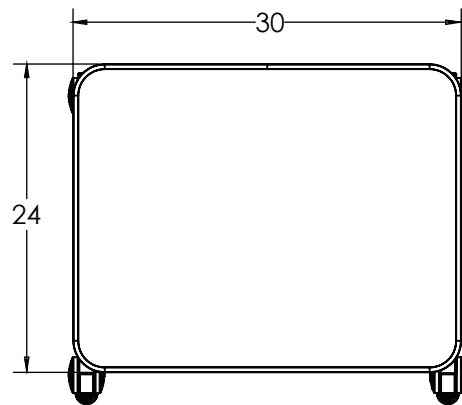
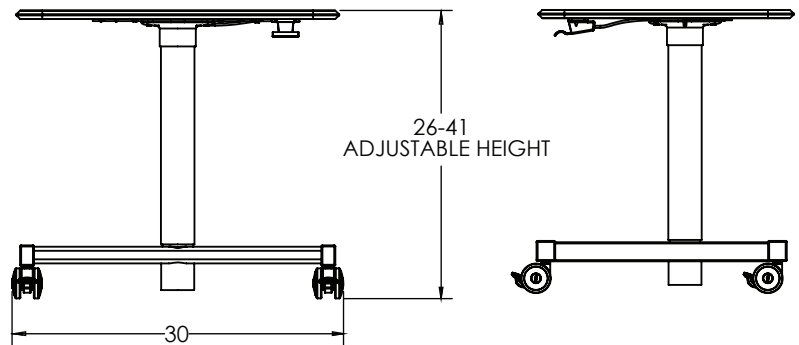


Model 76518

Technology Basket, low profile storage.
Product Dimensions: 10"d x 14"w x 3"h
Weight: 3 lbs.

DIMENSIONS

Model	Description	D"	W"	H"	WT
01634	XL Sit+Stand 24x30 Rectangle	24	30	26-41	48
Top Dimensions		24	30		



STANDARD LAMINATE OPTIONS

Want to specify a different laminate?

No problem. If you have 20 or more tops of the same color -60 or -38 there is no upcharge. Have 20 or less? We can quote for you with the Wilsonart code and - finish style. We can specify other laminates - call to inquire and get a quote.

SURFACE LAMINATE OPTIONS WITH MATCHING 3MM EDGE BAND



ASIAN NIGHT
7949-60



BOARDWALK OAK
7983-60




BUKA BARK
7982-60



CLASSIC LINEN
4943-60



FLAX LINEN
4990-60



FRENCH PEAR
8220-60



FUSION MAPLE
7909-60



GREY NEBULA
4622-60



HIGH RISE
4996-60



MISSION MAPLE
7990-60




NEW AGE OAK
7938-60



NORTH SEA GRAY
D90-60



PALISADES OAK
7987-60



PEWTER MESH
4878-60



WILD CHERRY
7054-60

All 15 of the standard laminates are -60 finish, if you need to match a laminate from a previous year, please let us know on your order (example Pewter Mesh 4878-38, our standard is -60).

When the WilsonArt Laminate code includes a "Y", "K", "-12", "-78", "Aeon" etc, these are special laminates with an upcharge, even when it contains -38 or -60.

STANDARD EDGE COLOR OPTIONS



APPLE



BLACK



CERULEAN



CHARCOAL



NAVY



PERSIAN BLUE



PLATINUM

FRAME COLOR



BLACK



PLATINUM

EDGE COLOR OPTIONS WITH ADDITIONAL LEAD TIME



BLUEBERRY



BURGUNDY



CHAMPAGNE



FOREST GREEN



ORANGE



PURPLE



RED



YELLOW