



### OVERVIEW

Numbers desk is a winning answer for creating inspirational classrooms around the world. The desk delivers impressive benefits that add up for students and schools – great value and quality in a compact, sleek design that appeals to all ages. This desk answers the need for value-driven, high-quality classroom solutions with international design appeal. The product specifications is designed to comply with BIFMA, EN, & GB standards for durability, performance and sizing. Together, the chair + desk suite equals a smart solution for students, teachers and facility personnel.

### MATERIALS

The leg sets are made of 14 gauge steel circular stems, with the larger tube having a 35 mm outside diameter 2mm wall and 28.6 mm for the smaller leg tubes. Legs have a full, even and long lasting powdercoat finish. In addition, the inner leg tube has a custom insert that make it easy to insert friction stem or threaded adjustable glides, which allows for wheelbarrowing without affecting desk height. Table height adjusts from 22" - 34" in 17.5 mm increments. Optional felt glides and casters are available.

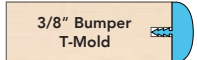
The leg consists of one fully welded segment. Legs have a full, even and long lasting powdercoat finish. To conserve space, the desks have a compact design. Their leg form, coupled with backpack hooks (with felt) on all four legs, allow easy slide-on stacking, three or four desks at a time.

The work surface is made of 1 1/4" thick, high density particle board core, with HP laminate top surface. Tops are pre-drilled for leg set attachment and ease of installation.

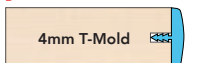
### NUMBERS DESK TOP & EDGE PROFILE

#### Top and Edge Options:

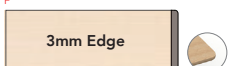
1 1/4" TOP W/ BUMPER T-MOLD  
NO LETTER TO FOLLOW MODEL NO.



1 1/4" TOP W/ 4MM T-MOLD  
D

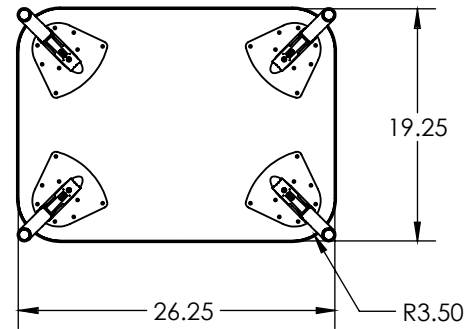
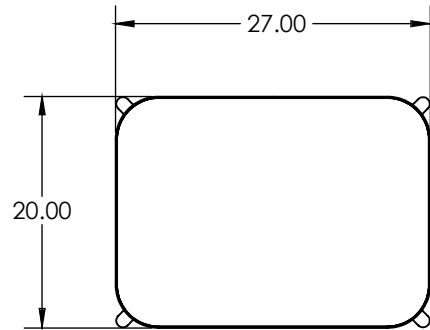


1 1/4" TOP W/ 3MM - ROUND CORNERS  
F

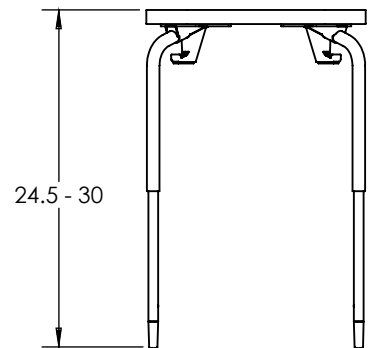


### DIMENSIONS

Model	Description	D"	W"	H"	WT
02130	Numbers 20 x 27 Student Desk	20	27	24.5-30	37



#### 2" Caster w/lock



Model: 60168BLA (4 pack)  
2" Caster w/lock

## STANDARD LAMINATE OPTIONS

Want to specify a different laminate?

No problem. If you have 20 or more tops of the same color -60 or -38 there is no upcharge. Have 20 or less? We can quote for you with the Wilsonart code and - finish style. We can specify other laminates - call to inquire and get a quote.

## SUGGESTED LAMINATE OPTIONS



ASIAN NIGHT  
7949-60



BOARDWALK OAK  
7983-60




BUKA BARK  
7982-60



CLASSIC LINEN  
4943-60



FLAX LINEN  
4990-60



FRENCH PEAR  
8220-60



FUSION MAPLE  
7909-60



GREY NEBULA  
4622-60



HIGH RISE  
4996-60



MISSION MAPLE  
7990-60




NEW AGE OAK  
7938-60



NORTH SEA GRAY  
D90-60



PALISADES OAK  
7987-60



PEWTER MESH  
4878-60



WILD CHERRY  
7054-60

All 15 of the standard laminates are -60 finish, if you need to match a laminate from a previous year, please let us know on your order (example Pewter Mesh 4878-38, our standard is -60).

When the WilsonArt Laminate code includes a "Y", "K", "-12" "-78", "Aeon" etc, these are special laminates with an upcharge, even when it contains -38 or -60.

## STANDARD EDGE COLOR OPTIONS



APPLE



BLACK



CERULEAN



CHARCOAL



NAVY



PERSIAN BLUE



PLATINUM

## LEG COLOR OPTION



PLATINUM

## EDGE COLOR OPTIONS WITH ADDITIONAL LEAD TIME



BLUEBERRY



BURGUNDY



CHAMPAGNE



FOREST GREEN



ORANGE



PURPLE



RED



YELLOW