



### OVERVIEW

Numbers desk is a winning answer for creating inspirational classrooms around the world. The desk delivers impressive benefits that add up for students and schools - great value and quality in a compact, sleek design that appeals to all ages. This desk answers the need for value-driven, high-quality classroom solutions with international design appeal. The product specifications is designed to comply with BIFMA, EN, & GB standards for durability, performance and sizing. Together, the chair + desk suite equals a smart solution for students, teachers and facility personnel.

### MATERIALS

The leg sets are made of 14 gauge steel circular stems and inserts. Larger tube 28.6mm x 14ga. steel and smaller tube 22mm x 14ga. steel. Standard inserts range from 24.5 to 30 inches; low-range inserts are 19 to 24.5 inches (Low range inserts sold separately). In addition, the inner leg tube can flip 180 degrees between glides or casters (sold separately), which allows for wheelbarrowing without affecting desk height.

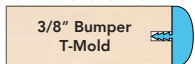
The leg consists of one fully welded segment. Legs have a full, even and long lasting powdercoat finish. To conserve space, the desks have a compact design. Their leg form, coupled with backpack hooks (with felt) on all four legs, allow easy slide-on stacking, three or four desks at a time.

The work surface is made of 1 1/4" thick, high density particle board core, with HP laminate top surface. Tops are pre-drilled for leg set attachment and ease of installation.

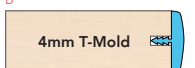
### NUMBERS DESK TOP & EDGE PROFILE

#### Top and Edge Options:

1 1/4" TOP W/ BUMPER T-MOLD  
NO LETTER TO FOLLOW MODEL NO.



1 1/4" TOP W/ 4MM T-MOLD  
D

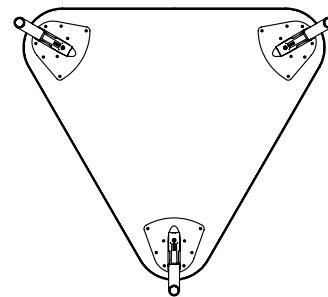
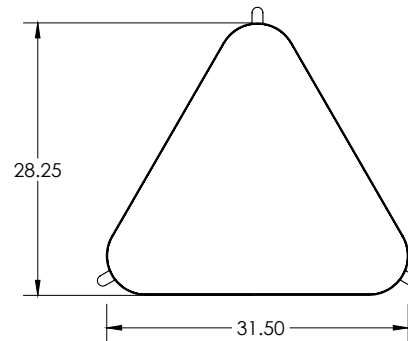


1 1/4" TOP W/ 3MM - ROUND CORNERS  
F

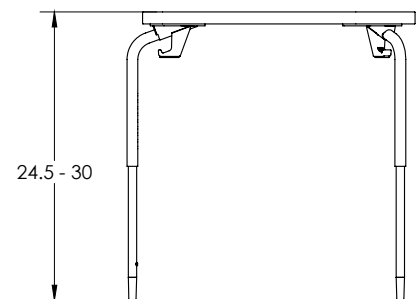


### DIMENSIONS

Model	Description	D"	W"	H"	WT
02133	Numbers Triangle Desk	29	32	24.5-30	30.25



#### 2" Caster w/lock



Model: 60168BLA (4 pack)  
2" Caster w/lock

## STANDARD LAMINATE OPTIONS

Want to specify a different laminate?

No problem. If you have 20 or more tops of the same color -60 or -38 there is no upcharge. Have 20 or less? We can quote for you with the Wilsonart code and - finish style. We can specify other laminates - call to inquire and get a quote.

## SUGGESTED LAMINATE OPTIONS



ASIAN NIGHT  
7949-60



BOARDWALK OAK  
7983-60



BUKA BARK  
7982-60



CLASSIC LINEN  
4943-60



FLAX LINEN  
4990-60



FRENCH PEAR  
8220-60



FUSION MAPLE  
7909-60



GREY NEBULA  
4622-60



HIGH RISE  
4996-60



MISSION MAPLE  
7990-60




NEW AGE OAK  
7938-60



NORTH SEA GRAY  
D90-60



PALISADES OAK  
7987-60



PEWTER MESH  
4878-60



WILD CHERRY  
7054-60

All 15 of the standard laminates are -60 finish, if you need to match a laminate from a previous year, please let us know on your order (example Pewter Mesh 4878-38, our standard is -60).

When the WilsonArt Laminate code includes a "Y", "K", "-12" "-78", "Aeon" etc, these are special laminates with an upcharge, even when it contains -38 or -60.

## STANDARD EDGE COLOR OPTIONS



APPLE



BLACK



CERULEAN



CHARCOAL



NAVY



PERSIAN BLUE



PLATINUM

## LEG COLOR OPTION



PLATINUM

## EDGE COLOR OPTIONS WITH ADDITIONAL LEAD TIME



BLUEBERRY



BURGUNDY



CHAMPAGNE



FOREST GREEN



ORANGE



PURPLE



RED



YELLOW