



OVERVIEW

The Interchange Activity Tables have a rejuvenated look with our Interchange Ellipse leg sets. The tables offer a stable work surface for the classroom. Interchange Activity tables match the look and style of Interchange student desks for a uniform look in the classroom.

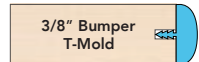
MATERIALS

The leg sets are made in pairs, made of 16 gauge steel elliptical stems and inserts, 14 gauge cross brace and 12 gauge plates. Frame consists of two fully welded segments. Legs have a full, even and long lasting powdercoat finish. Ends are protected with a textured cap and securely captured leveling glide for fine tuning adjustment on uneven floors. Table height adjusts from 22" - 34" in 1" increments. Adjustment for each leg is secured by two 3/8" set screws.

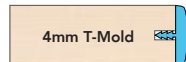
The work surface is made of 1 1/4" or 3/4" thick, high density particle board core, double sided with a 0.030" high pressure laminate and bumper edge that is mechanically fastened every 6"-8". Tops are pre-drilled for leg set attachment and ease of installation. Tables and legs are supported by one or more 2" x 3" channels with four breakovers for optimum strength

TOP AND EDGE OPTIONS

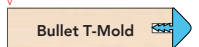
1 1/4" TOP W/ BUMPER T-MOLD
NO LETTER TO FOLLOW MODEL NO.



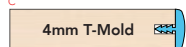
1 1/4" TOP W/ 4MM T-MOLD
D



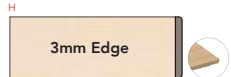
3/4" TOP W/ BULLET T-MOLD
V



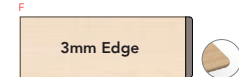
3/4" TOP W/ 4MM T-MOLD
C



1 1/4" TOP W/ 3MM - 90° CORNERS
H



1 1/4" TOP W/ 3MM - ROUND CORNERS
F



3/4" TOP W/ 3MM - 90° CORNERS
E

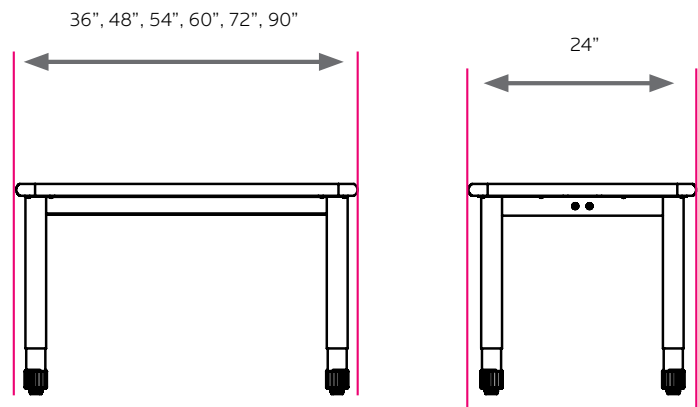
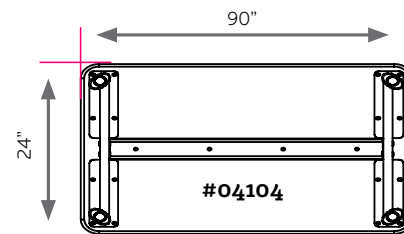
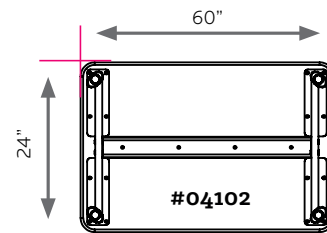


3/4" TOP W/ 3MM - ROUND CORNERS
G



DIMENSIONS

Model	Description	D"	W"	H"	WT
04100	Interchange 24x36 Rectangle Activity Table	24	36	22-34	68
04101	Interchange 24x48 Rectangle Activity Table	24	48	22-34	82
04131	Interchange 24x54 Rectangle Activity Table	24	54	22-34	88
04102	Interchange 24x60 Rectangle Activity Table	24	60	22-34	92
04103	Interchange 24x72 Rectangle Activity Table	24	72	22-34	107
04104	Interchange 24x90 Rectangle Activity Table	24	90	22-34	122



STANDARD LAMINATE OPTIONS

Want to specify a different laminate?

No problem. If you have 20 or more tops of the same color -60 or -38 there is no upcharge. Have 20 or less? We can quote for you with the Wilsonart code and - finish style. We can specify other laminates - call to inquire and get a quote.



SUGGESTED LAMINATE OPTIONS



STANDARD EDGE COLOR OPTIONS



LEG COLOR OPTIONS



EDGE COLOR OPTIONS WITH ADDITIONAL LEAD TIME

