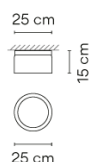




## Model Sheet



**Finish** 18 Graphite  
ADAPTA RF 9913 WX

**LED temperature color** 3000 K

**Dimming** Push; 1-10V / DALI-2 / Casambi

**Installation type** Surface Canopy

**Materials** Ceiling rose: Steel  
Body: Aluminum

**Light source** 1 x LED STRIP 24V 12W



**LED** CRI>90 1325 lm 118  
3000 K

**Driver** Constant Voltage 110~240 V V  
50~60 Hz HZ

**Remarks** Sensor on the LED base



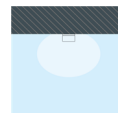
**Application** Ceiling Lamps

**Packaging** 1 Box  
0.385 m x 0.385 m x 0.3 m  
Gross weight 4.2  
Net weight 2.2  
Vol. 0.0444

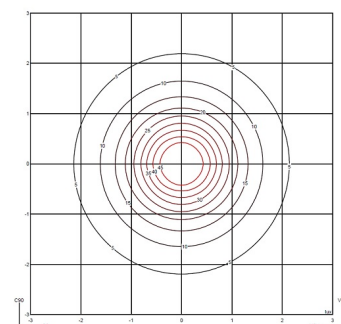
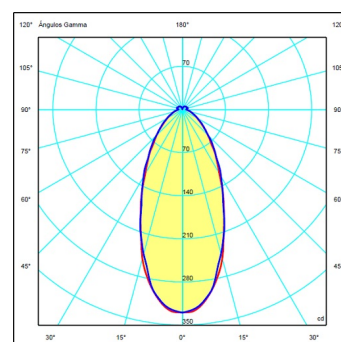
### Lighting effect

#### Volumetric Diffuser

Subtly directed, diffused light that generates a soft hierarchy of light on to the illuminated surface



### Photometric Data



**Efficiency** 26.02 lm/W  
**Coordinate System** C=0.00 G=0  
**Total Flux** 398.74 lm  
**Maximum Value** 329.76 cd

### Other Applications

