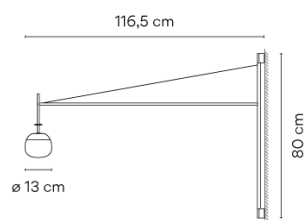





Model Sheet



Finish	 18 Graphite ADAPTA RF 9913 WX
	 58 Cream RAL 7044
	 37 Terra Red NCS S 4040-Y70R

LED temperature color 2700 K

Dimming Push

Installation type Surface Canopy

Materials Body: Steel
Diffuser: Blown-glass
LED support: Aluminum

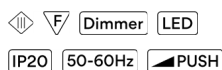
Light source 1 x LED 4W 350mA



LED CRI>90 440.81 lm 110
2700 K

Driver Constant Current 350
220~240 V V 50~60 Hz HZ

Remarks Dimmer switch on the cable



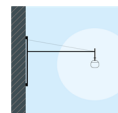
Application Wall Lamps

Packaging 2 Box
0.858 m x 1.18 m x 0.072 m
Gross weight 4.5
Net weight 2.4
Vol. 0.0877

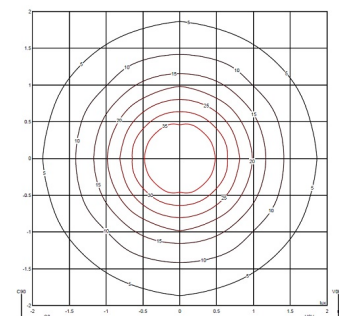
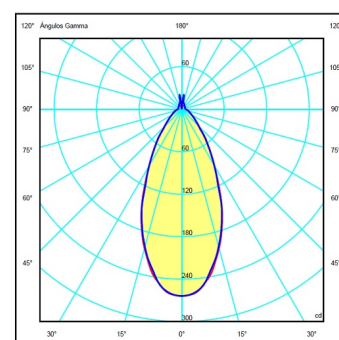
Lighting effect

Volumetric Diffuser

Subtly directed, diffused light that generates a soft hierarchy of light on to the illuminated surface



Photometric Data



Other Applications

