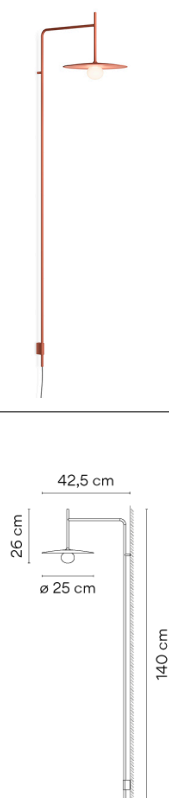



Model Sheet



Finish

- 37 Terra Red
NCS S 4040-Y70R
- 58 Cream
RAL 7044
- 18 Graphite
ADAPTA RF 9913 WX

LED temperature color 2700 K

Dimming Push

Installation type Surface Canopy

Materials
Body: Steel
Diffuser: Blown-glass
LED support: Aluminum

Light source 1 x LED 4W 350mA



LED CRI>90 440.81 lm 110 2700 K

Driver Constant Current 350 220~240 V V 50~60 Hz HZ

Remarks Dimmer switch on the cable



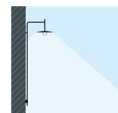
Application Wall Lamps

Packaging
2 Box
0.384 m x 1.455 m x 0.072 m
Gross weight 3.9
Net weight 2.3
Vol. 0.0558

Lighting effect

Volumetric Diffuser

Subtly directed, diffused light that generates a soft hierarchy of light on to the illuminated surface



Photometric Data

Other Applications

