



Solo series

Designed by Glismand & Rüdiger, Denmark

The epitome of contemporary design combined with quality, class and elegance. This recliner evokes feelings of highbrow reading with a supervillain swivel. A moulded core foam under luxurious leather and perched on a steel frame it will be a standout feature of any well curated home.

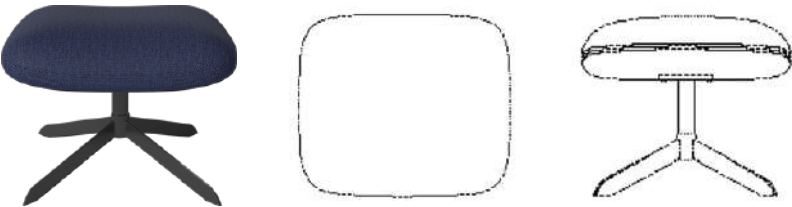
Meet the designer

Bolia was born in Denmark, and so was the renowned design duo Glismand & Rüdiger – an origin that serves as main source of inspiration in their approach to furniture design. When designing furniture, the design duo seeks inspiration from the vivid Scandinavian nature and materials while honouring the proud design tradition built on simplicity, elegance, craftsmanship and sustainable materials. “We share a passion for Scandinavian design and natural materials. Sustainability is the starting point for every new design we create. All the way from the first sketches to the final product, cause what we believe the most, is designing beautiful products that are built to last and survive trends.” For Glismand & Rüdiger Scandinavian design isn’t a label, it’s a commitment in their design-work. It’s something to be interpreted in contemporary and new ways, and something to be proudly honoured.

BOLIA

02-051-35

Solo Footstool



Specifications

Country of origin	Assembly	Depth	Width	Height	Max weight capacity
Poland	No assembly needed	49 cm	57 cm	42 cm	110 kg
Producer	Total Net Weight	The parcel's measurements			
Kebe A/S	8.55 kg	The parcel's measurements 1: 0.09 m3, 9.85 kg (D 22.0 cm, W 66.5 cm, H 61.0 cm))			

Test and certifications

EN 16139 - L1: General use. Furniture – Strength, durability and safety – Requirements for non-domestic seating. EN 1022:2005 - Domestic furniture - Seating - Determination of stability.

CAL TB 117-2013 – Determination of flammability resistance

02-051-35

Solo Footstool



Depth	Max weight capacity
49 cm	110 kg
Width	Producer
57 cm	Kebe A/S
Height	Total Net Weight
42 cm	8.55 kg

The parcel's measurements
The parcel's measurements 1: 0.09 m3, 9.85 kg
(D 22.0 cm, W 66.5 cm, H 61.0 cm))

02-051-30

Solo Armchair



Depth	Seat height
76 cm	43 cm
Width	Max weight capacity
75.50 cm	110 kg
Height	Armrest height
108 cm	60 cm
Seat depth	Producer
55 cm	Kebe A/S
	Total Net Weight
	29.30 kg

The parcel's measurements
The parcel's measurements 1: 0.79 m3, 34.05 kg
(D 85.5 cm, W 79.0 cm, H 117.5 cm))

02-051-32

Solo Armchair w. Return Swivel Function



Depth	Seat height
76 cm	48 cm
Width	Max weight capacity
75.50 cm	110 kg
Height	Armrest height
112.50 cm	60 cm
Seat depth	Producer
55 cm	Kebe A/S
	Total Net Weight
	29.30 kg

The parcel's measurements
The parcel's measurements 1: 0.79 m3, 34.05 kg
(D 85.5 cm, W 79.0 cm, H 117.5 cm))

02-051-42

Solo Footstool - Curated Edition



Depth	Max weight capacity
49 cm	110 kg
Width	Producer
57 cm	Kebe A/S
Height	Total Net Weight
42 cm	8.55 kg

The parcel's measurements
The parcel's measurements 1: 0.09 m3, 28.15 kg
(D 22.0 cm, W 66.5 cm, H 61.0 cm))

02-051-40

Solo Armchair - Curated Edition



Depth	Seat height
76 cm	43 cm
Width	Max weight capacity
75.50 cm	110 kg
Height	Armrest height
108 cm	60 cm
Seat depth	Producer
55 cm	Kebe A/S
	Total Net Weight
	29.30 kg

The parcel's measurements
The parcel's measurements 1: 0.79 m3, 28.15 kg
(D 85.5 cm, W 79.0 cm, H 117.5 cm))

02-051-41

Solo Armchair w. return swivel
function - Curated Edition



Depth	Seat height
76 cm	48 cm
Width	Max weight capacity
75.50 cm	110 kg
Height	Armrest height
112.50 cm	60 cm
Seat depth	Producer
55 cm	Kebe A/S
	Total Net Weight
	29.30 kg

The parcel's measurements
The parcel's measurements 1: 0.79 m3, 28.15 kg
(D 85.5 cm, W 79.0 cm, H 117.5 cm))

Materials and surfaces

Cover

London - Smooth weave

Blue	Brown	Dark green	Dark Grey	Dust Blue	Grey Brown	Ivory	Light beige	Light Grey	Multi Grey	Sea Green	Stone Grey

Memory - Bouclé & texture

Antracit	Beige	Blue	Dark beige	Green	Grey	Grey Brown	Grey white	Light Brown	Light Grey	Sand	Steel Grey

Nantes - Smooth weave

Antracit	Blue Grey	Brown	Dark beige	Dark Blue	Dust Green	Green	Light Grey	Sand	Steel Grey

Soil - Smooth weave

Cool grey	Dark beige	Dark Brown	Dark green	Dark Grey	Green	Light Grey	Rose Melange	Sand	Stone Blue

Linea - Velvet & corduroy

Beige	Blue	Dark beige	Green	Grey Brown	Rosa	Sand	Steel Grey	Stone Grey

Monza - Bouclé & texture

Beige	Dark beige	Green	Grey white	Ivory	Light Grey	Sand	Sea Green

Qual - Smooth weave

Dark beige	Green	Grey melange	Light Grey Melange	Navy Melange	Sand	Stone Blue	Stone Grey

Ascot - Bouclé & texture

Beige	Blue	Dark beige	Green	Grey	Ivory	Light Grey

Baize - Smooth weave

Dark beige	Dust Blue	Green	Grey	Light Grey	Sand	Steel Grey

Globa - Velvet & corduroy

Beige	Dust Green	Green	Light Grey	Purple	Sand	Stone Grey

Materials and surfaces


Vilme - Bouclé & texture



Adria - Bouclé & texture



Paza - Bouclé & texture



Pure - Smooth weave



Sydney by Spoor - Leather



Vari - Smooth weave



Juno by Spoor - Leather



Quattro by Spoor - Leather



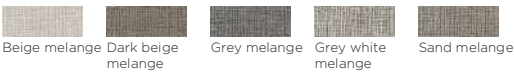
Revi - Bouclé & texture



Sira - Bouclé & texture



Tie - Bouclé & texture



Bergamo - Smooth weave



Freya - Bouclé & texture



Ocean - Outdoor fabric



Linor - Bouclé & texture



Raval - Bouclé & texture



Base



