



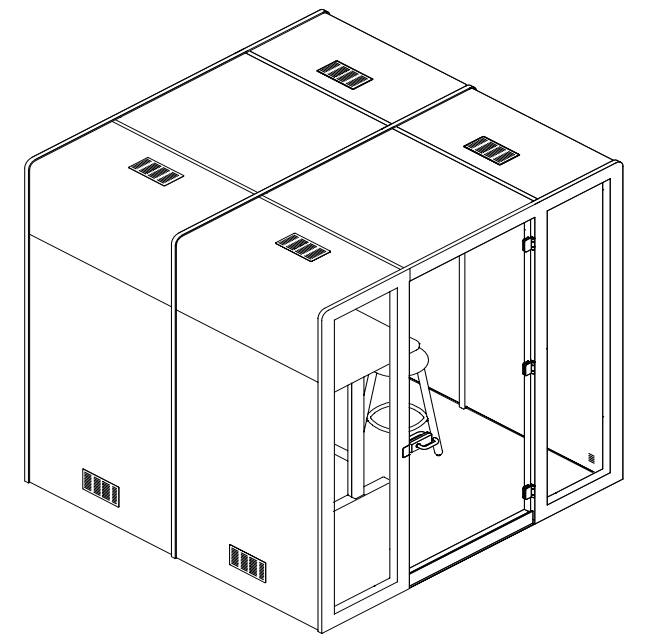
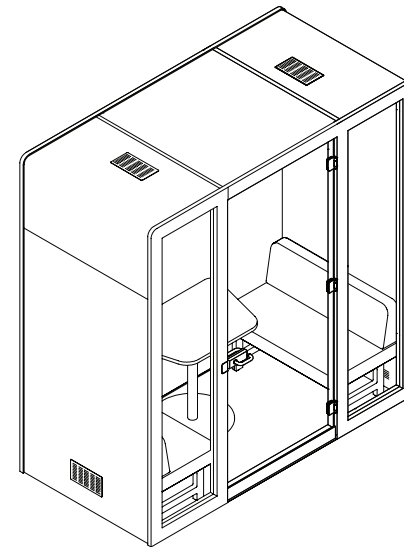
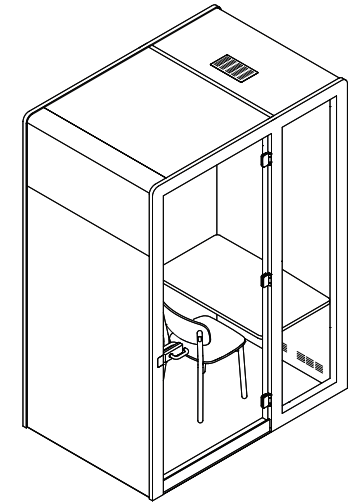
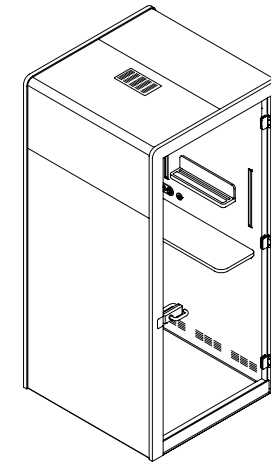
# HIGHRISE

DESIGNED AND MANUFACTURED BY SQUARE BEAR IN SYDNEY, AUSTRALIA



# SQUARE BEAR

## Design and Engineering



## INTRODUCING HIGHRISE

Created by the award-winning teams at Square Bear Acoustics and Thinking Works, HIGHRISE is an innovative acoustic booth offering superior acoustic performance. HIGHRISE accommodates the demands of the modern workplace, offering a quiet,

private environment that enhances focus and productivity. With its contemporary design and adaptable layout, the HIGHRISE acoustic booth is ideal for dynamic environments, providing both acoustic performance and versatile functionality.





**Highrise 1212 and Highrise 2412**  
Provide a private and secure area for confidential or sensitive discussions.



# ENGINEERING

## By Square Bear

### THE MAKERS

Creating the HIGHRISE acoustic booth requires seamless collaboration between Square Bear's design, joinery, and fabrication teams, each bringing their own expertise to ensure the booth's functionality and design. Throughout development, the teams focused on fine-tuning the acoustic performance, structure, and aesthetic to deliver a fully integrated solution that can be specified to accommodate from one to six users for focussed tasks and/or collaborative meetings.

Our CNC machining and joinery team expertly craft the HIGHRISE timber framing, producing each unit to order. This process minimises waste, shortens lead times, and

guarantees faster delivery. By managing every step of production in-house at our manufacturing facility, we ensure the highest quality standards, resulting in a highly durable and acoustically effective product that's built to last — a guarantee that's harder to achieve with external suppliers.

Every part of the HIGHRISE booth, from the frame to the acoustic materials, is carefully crafted and tested to meet Square Bear's rigorous standards. With quality control protocols in place at every step of production, we ensure that HIGHRISE offers a lasting solution to sound management, providing reliable noise reduction and privacy where it's needed most.







**Highrise 1212, Highrise 1812 and Highrise 2412**  
Create a distraction-free space that improves  
concentration and focus.

# HIGHRISE

## Meet the Range

HIGHRISE is a modular workplace solution for enhanced productivity and uninterrupted focus. Offered in multiple size options, HIGHRISE creates a distraction-free environment ideal for concentrated tasks, private calls, and team meetings.

Engineered for superior acoustic performance, a dual-controlled ventilation system ensures optimal circulation and air reticulation while sensor-controlled lighting and ventilation provide a comfortable user experience.

**AUSTRALIAN MADE**  
Designed and manufactured  
in Sydney, Australia

**WARRANTY**  
7 year structural warranty.



**HIGHRISE 1212**  
1 Person  
Video Call Booth  
Page 14-23



**HIGHRISE 1812**  
1 Person  
Study Booth  
Page 28-37



**HIGHRISE 2412**  
2 Person  
Catch Up Booth  
Page 42-51



**HIGHRISE 2424**  
4 Person  
Collaboration Booth  
Page 54-63





**Highrise 1212 and Highrise 2412**  
Add designated private areas within the busy office environment for quick calls or one-on-one catch-ups.



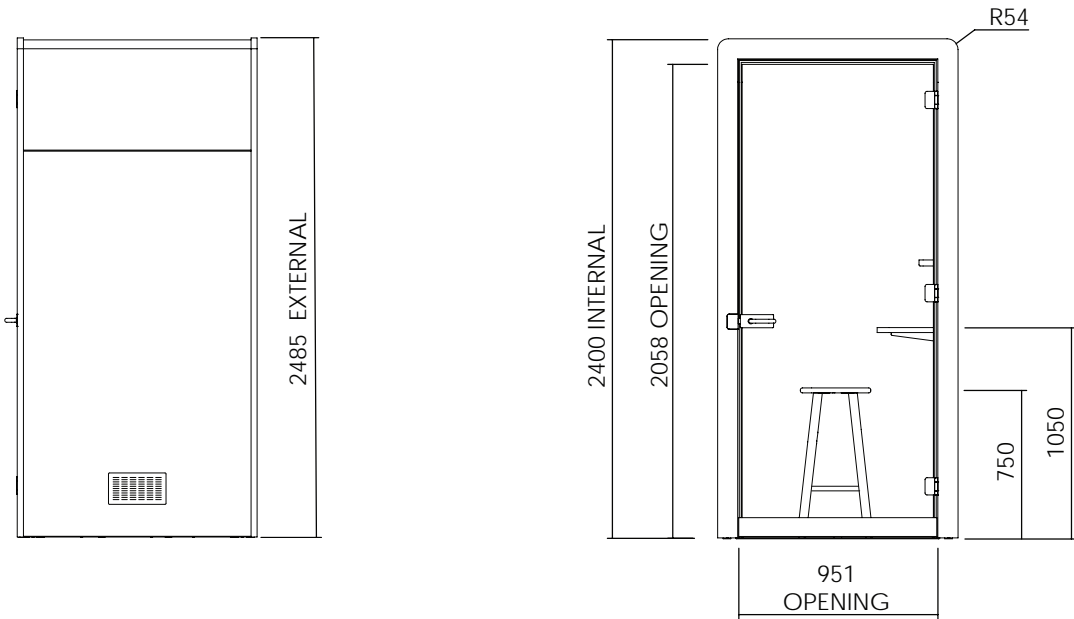
# HIGHRISE 1212

## 1 Person Video Call



As our most space-efficient solution, HIGHRISE 1212 is designed to provide a private, focused environment for confidential phone and video calls, or tasks requiring undisturbed concentration.

Its acoustic insulation minimises external noise while maintaining high-quality sound within. The compact interior is optimised for comfort, offering enough space for one or to work, call, or think without distractions.



Product Data	
External Dimensions	1200W x 1200D x 2485mmH
Internal Dimensions	1030W x 1075D x 2400mmH
Persons	1
Warranty	7 years structural warranty
Weight	265kg



# HIGHRISE 1212

## Product Data

<b>Acoustics</b>	
Product:	HIGHRISE 1212 Booth
Sound reduction:	36 Dw (Class B)*

<b>Furniture</b>	
Standard	Standing height table (1050mmH) on door hinge side HIGHRISE tablet and phone holder for video calls
Optional	Okidoki Too High Stool in matching colour

<b>Structure</b>	
Faced plywood	60mm engineered plywood, FSC timber
Internal walls	Acoustic PET lining on engineered plywood
Internal ceiling	Acoustic PET lining on engineered plywood
Glazing	12mm Safety Glass

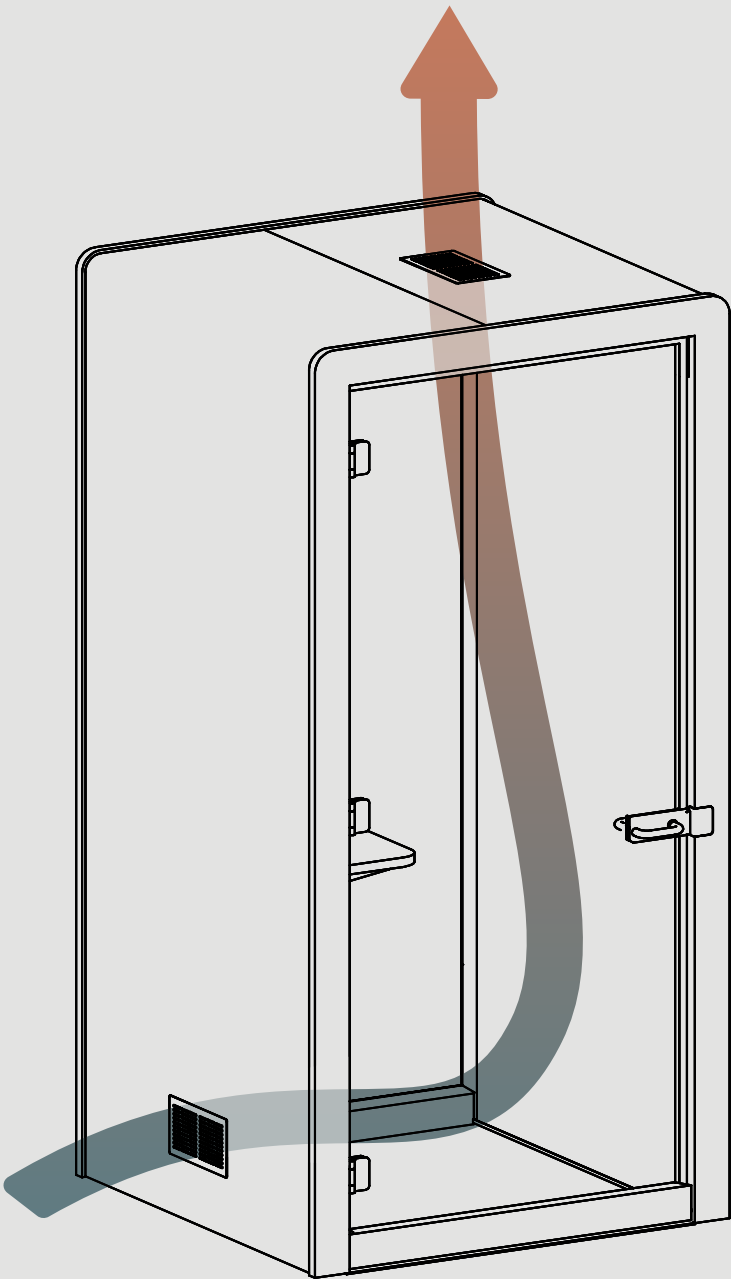
<b>PET</b>	
Composition	100% PET, 75% recycled
Sustainability	Greenguard: Gold Standard Certified
VOC Emission	<0.002mg/m <sup>2</sup> /hr

\* Acoustic Testing  
HIGHRISE has been 3rd party tested to AS 5335:2019 and ISO 140.4-2006 refer to HIGHRISE Acoustic Performance Data Sheet for further information.



# HIGHRISE 1212

## Ventilation



55 l/s  
117 CFM

Experience HIGHRISE 1212’s innovative low-noise, high-flow ventilation system. The balanced flow system efficiently exchanges air through the base inlet and top outlet, ensuring improved air quality

while maintaining a consistent, optimal temperature. Designed to enhance comfort, this system operates quietly to avoiding disruption. With a 55 l/s airflow, HIGHRISE 1212 pod refreshes its air every minute.

<b>Ventilation</b>	
4 x fans	2 draw in through side 2 draw out through ceiling
Air flow rate	117.2 CFM (cubic feet per minute) 55 l/s (litres per second)

<b>Technical Data</b>	
Full Air Exchange	47sec (2,590l [volume] : 55l/s)
Operation	Sensor activated 30sec / 3min / 10min
Input	Energy efficient 24V system



# HIGHRISE 1212

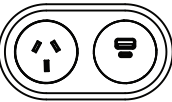
## Electrical



### Internal Power Sockets

Standard

CMS Echo Duo - 1xAUS GPO & 1xUSB A+C - Black  
other power options for overseas markets  
available on request



### Power

Mains supply

10 amps (2 Input Locations)

Cord from booth

3 metres with 3-pin plug

### Ceiling Lights

Power usage

8.5W

Input

24V

Luminous efficiency

85lm/W

Operation

Sensor activated

### Vanity Light for Video Calls

Power usage

8.5W

Input

24V

Luminous efficiency

85lm/W

Operation

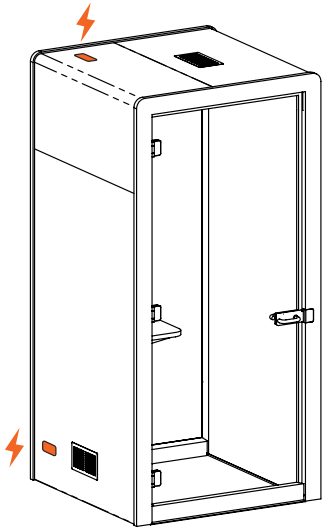
Touch activated dimmable

### Motion sensor

Passive infrared sensor

Running time options

30sec / 3min / 10min (recommended)

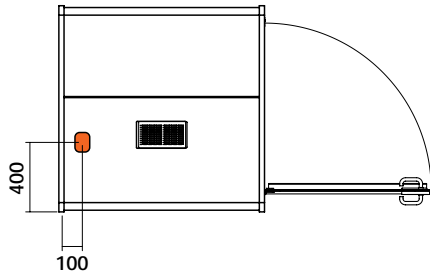


### Front View

#### Input Location A & B

Location A: Through the ceiling

Location B: Through the side wall

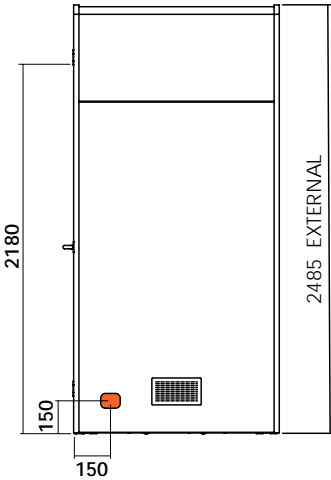


### Top View

#### Input Location A

Through the ceiling

Power from hinge side



### Side View

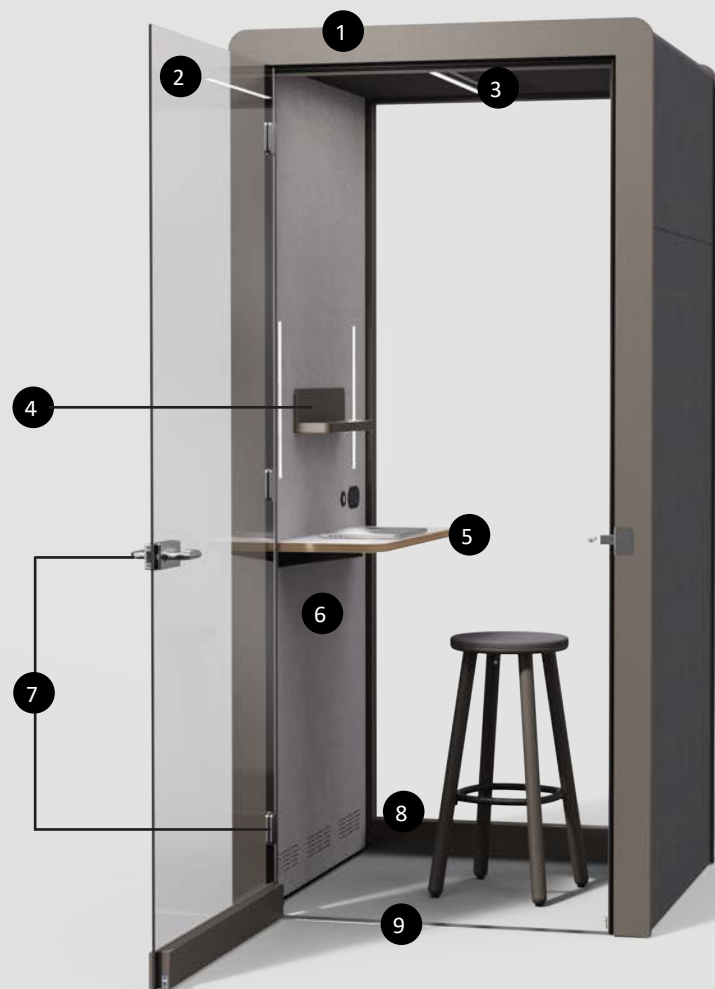
#### Input Location B

Through side wall

Power from hinge side

# HIGHRISE 1212

## Finish Options Breakdown



- 1 Ext. Plywood Frame** Seasonal Colour Painted  
Black Painted  
Natural Plywood
- 2 Glass Door** Clear Glass - Standard  
Optional visual indicators
- 3 Aluminium Trim** Black Powdercoat - Standard  
Seasonal Powdercoat - Surcharge
- 4 Device Holder** Seasonal Colour Painted  
Black Painted  
Natural Plywood




HIGHRISE 1212  
Rear Side

- 5 Worktop Surface  
Worktop Edge  
Worktop Bracket** White / Black Laminate  
Natural / Black Painted  
Black Powdercoat - Standard
- 6 Int. Wall Lining** CHORD 12mm PET
- 7 Hardware & Hinges** Brushed Stainless - Standard  
Black Powdercoat - Standard
- 8 Int. Plywood Frame** Black Painted - Standard  
Natural Plywood - Standard  
Seasonal Painted - Surcharge
- 9 Door Threshold** Brushed Stainless ONLY
- 10 Ext. Wall Lining** CHORD 3mm PET Felt
- 11 Back Wall** Clear Glass - Standard  
Optional enclosed back wall  
same finish option as side walls (see page 28)
- 12 All Ventilation Grills** Black Powdercoat - Standard  
Seasonal Powdercoat - Standard

\* Other PET colour options available on request.  
\* Contact our team for custom colour options.





---

**Highrise 1212**

Standard finish in the Highrise 1212 includes the mini shelf (tablet holder), light strips, power sockets and a laminate worktop.





**Highrise 1212 and Highrise 1812**  
Help reduce stress by providing space to block out external noise.



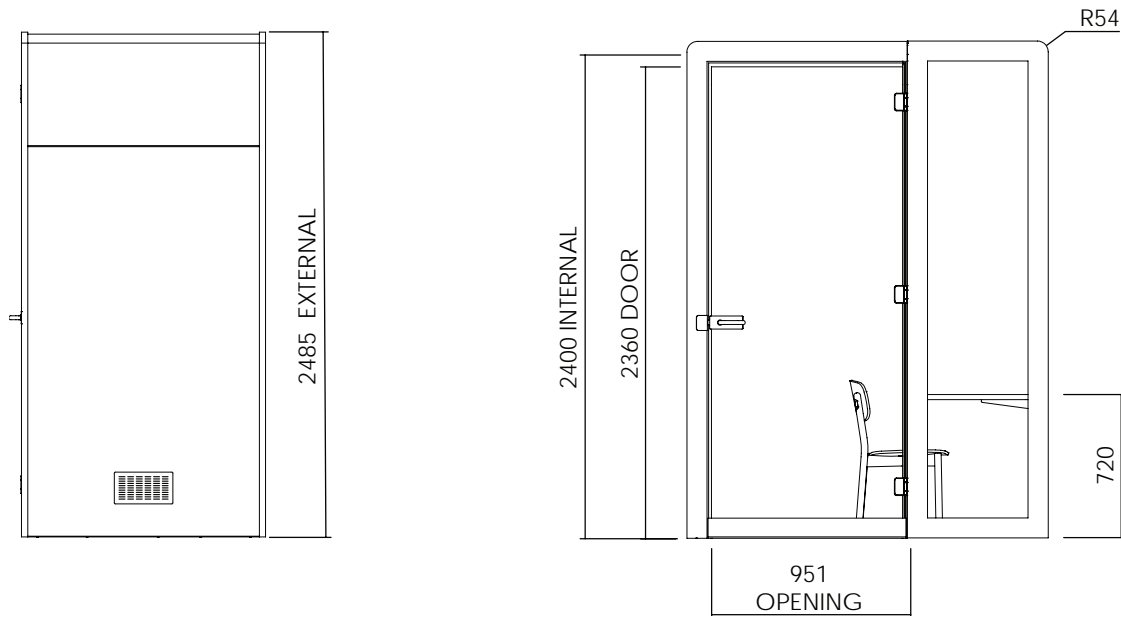
# HIGHRISE 1812

## 1 Person Study Booth



Engage in focused work, free from distractions, with HIGHRISE 1812. Its generous interior space offers ample room for comfort while creating a quiet, private environment that fosters optimal

concentration. Whether you're tackling complex tasks, holding longer video calls, or brainstorming ideas, the HIGHRISE 1812 provides the perfect peaceful space to stay productive.



Product Data	
External Dimensions	1200W x 1200D x 2485mmH
Internal Dimensions	1630W x 1060D x 2400mmH
Persons	1
Warranty	7 years structural warranty
Weight	265kg

# HIGHRISE 1812

## Product Data

**Acoustics**

Product: HIGHRISE 1812 Booth  
Sound reduction: 33 Dw (Class B)\*

**Furniture**

Standard Sitting height table (720mmH) on door hinge side  
Okidoki Chair in matching colour

**Structure**

Faced plywood 60mm engineered plywood, FSC timber  
Internal walls Acoustic PET lining on engineered plywood  
Internal ceiling Acoustic PET lining on engineered plywood  
Glazing 12mm Safety Glass

**PET**

Composition 100% PET, 75% recycled  
Sustainability Greenguard: Gold Standard Certified  
VOC Emission <0.002mg/m<sup>2</sup>/hr

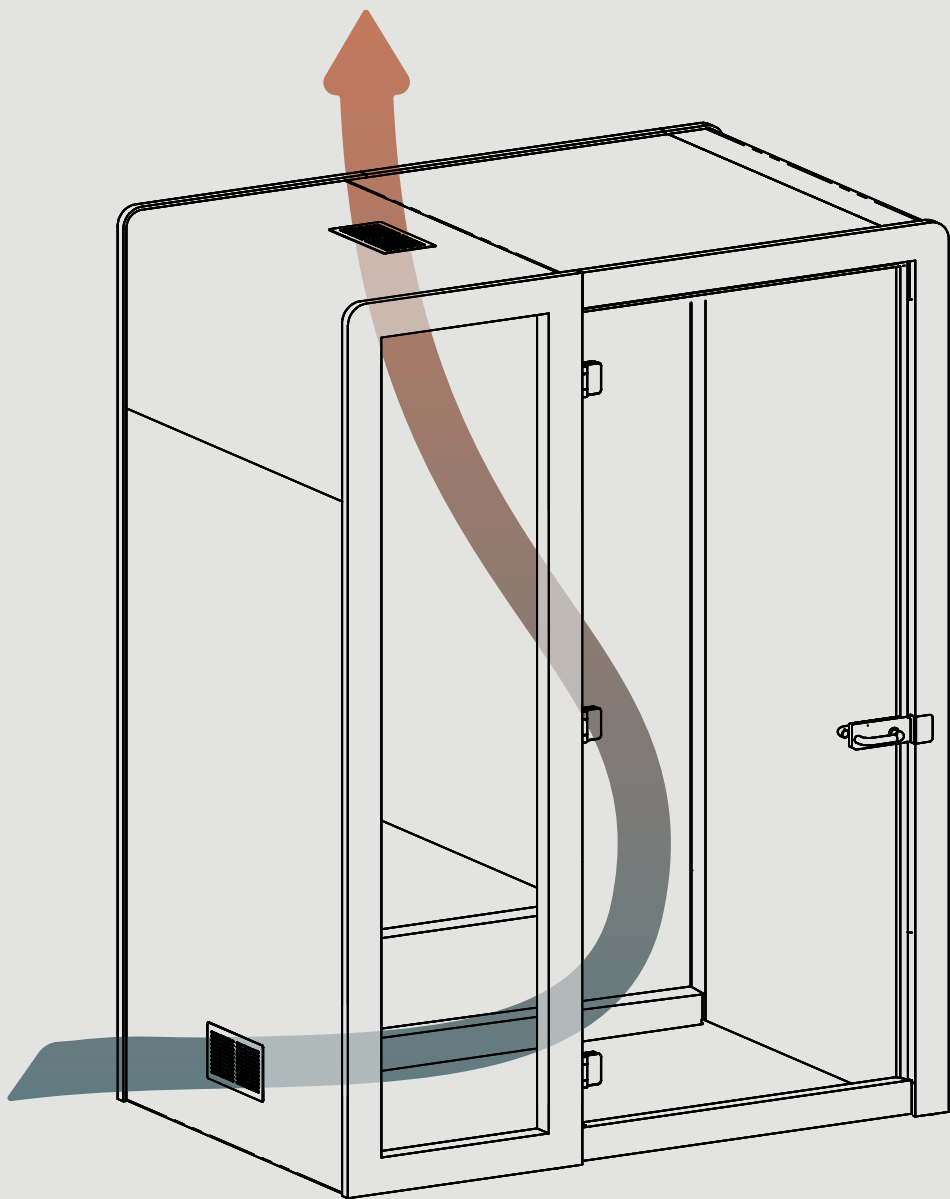
\* Acoustic Testing  
HIGHRISE has been 3rd party tested to AS 5335:2019 and ISO 140.4-2006 refer to HIGHRISE Acoustic Performance Data Sheet for further information.





# HIGHRISE 1812

## Ventilation



55 l/s  
117 CFM

Experience HIGHRISE 1812's innovative low-noise, high-flow ventilation system. The balanced flow system efficiently exchanges air through the base inlet and top outlet, ensuring improved air quality

while maintaining a consistent, optimal temperature. Designed to enhance comfort, this system operates quietly to avoiding disruption. With a 55 l/s airflow, HIGHRISE 1812 pod refreshes its air every minute.

<b>Ventilation</b>	
4 x fans	2 draw in through side 2 draw out through ceiling
Air flow rate	117.2 CFM (cubic feet per minute) 55 l/s (litres per second)

<b>Technical Data</b>	
Full Air Exchange	47sec (2,590l [volume] : 55l/s)
Operation	Sensor activated 30sec / 3min / 10min
Input	Energy efficient 24V system


# HIGHRISE 1812

## Electrical



**Internal Power Sockets**

Standard CMS Echo Trio - 2xAUS GPO & 1xUSB A+C - Black  
other power options for overseas markets available on request



**Power**

Mains supply 10 amps (2 Input Locations)  
Cord from booth 3 metres with 3-pin plug

**LED Ceiling Strip Lights**

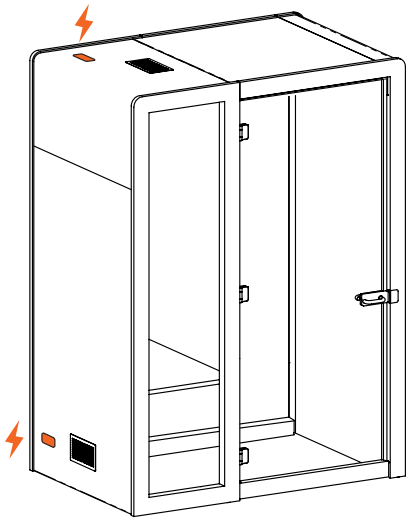
Power usage 8.5W  
Input 24V  
Luminous efficiency 85lm/W  
Operation Sensor activated

**LED Ceiling Downlight**

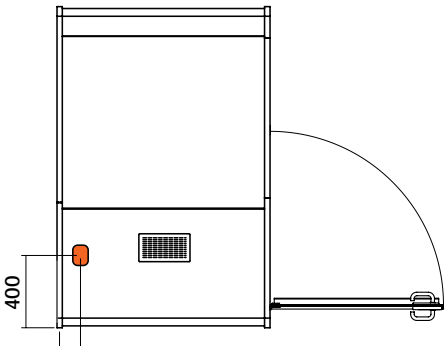
Power usage 4.5W  
Input 24V  
Luminous efficiency 90lm/W  
Operation Touch activated dimmable

**Motion sensor**

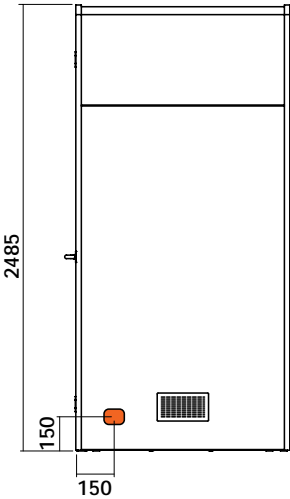
Passive infrared sensor  
Running time options 30sec / 3min / 10min (recommended)



**Front View**  
**Input Location A & B**  
Location A: Through the ceiling  
Location B: Through the side wall



**Top View**  
**Input Location A**  
Through the ceiling  
Power from hinge side



**Side View**  
**Input Location B**  
Through side wall  
Power from hinge side

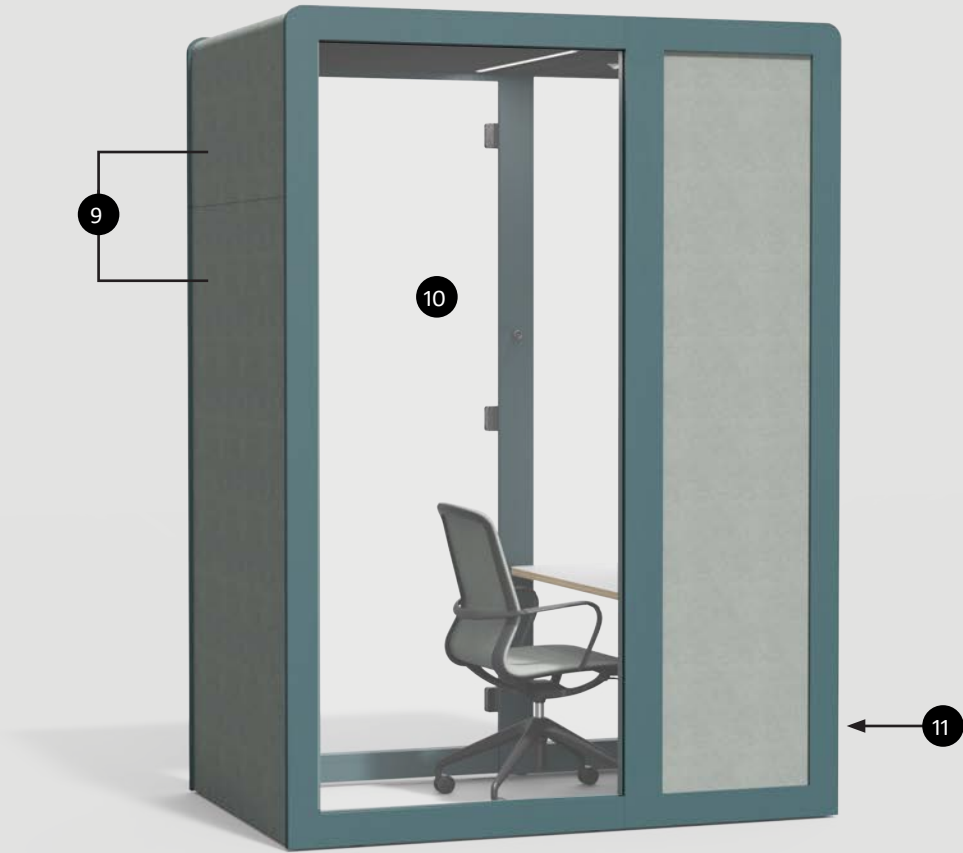


# HIGHRISE 1812

## Finish Options Breakdown




- 1 Ext. Plywood Frame** Seasonal Colour Painted  
Black Painted  
Natural Plywood
- 2 Glass Door** Clear Glass - Standard  
Optional visual indicators
- 3 Aluminium Trim** Black Powdercoat - Standard  
Seasonal Powdercoat - Surcharge
- 4 Worktop Surface  
Worktop Edge  
Worktop Bracket** White / Black Laminate  
Natural / Black Painted  
Black Powdercoat - Standard



HIGHRISE 1812  
Rear Side

- 5 Int. Wall Lining** CHORD 12mm PET
- 6 Hardware & Hinges** Brushed Stainless - Standard  
Black Powdercoat - Standard
- 7 Int. Plywood Frame** Black Painted - Standard  
Natural Plywood - Standard  
Seasonal Painted - Surcharge
- 8 Door Threshold** Brushed Stainless ONLY
- 9 Ext. Wall Lining** CHORD 3mm PET Felt
- 10 Back Wall** Clear Glass - Standard  
Optional enclosed back wall  
same finish option as side walls (see page 28)
- 11 All Ventilation Grills** Black Powdercoat - Standard  
Seasonal Powdercoat - Standard

\* Other PET colour options available on request.  
\* Contact our team for custom colour options.



**Highrise 1812**

Standard finish in the Highrise 1812 includes the light strips, power sockets and a laminate worktop.





**Highrise 2412**  
Ensure clear and uninterrupted communication  
during remote meetings.



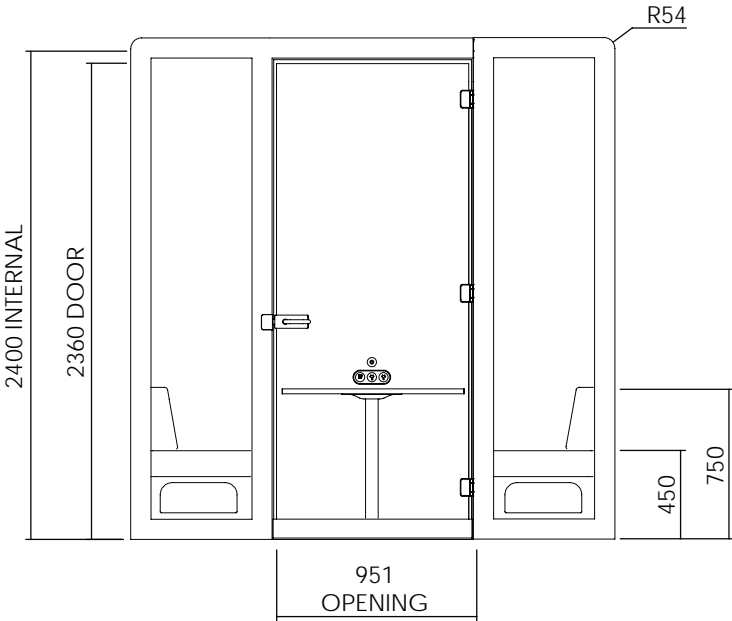

# HIGHRISE 2412

## 2 Person Catch Up Booth



Created specifically as a dedicated one-on-one space, HIGHRISE 2412 offers the perfect setting for private conversations, ensuring a quiet and focused environment. It's an ideal solution for confidential meetings,

collaborative sessions, or individual work that requires uninterrupted concentration. With its spacious design and acoustic performance, HIGHRISE 2412 promotes both comfort and productivity.



Product Data	
External Dimensions	2400W x 1200D x 2485mmH
Internal Dimensions	2225W x 1075D x 2400mmH
Persons	2
Warranty	7 years structural warranty
Weight	350kgs

# HIGHRISE 2412

## Product Data

<b>Acoustics</b>	
Product:	HIGHRISE ONE 2412 Booth
Sound reduction:	32 Dw (Class B)*

<b>Furniture</b>	
Standard	HIGHRISE sitting height table (750mmH) HIGHRISE lounge seating on both sides
Optional	TV & Camera wall mounting bracket

<b>Structure</b>	
Faced plywood	60mm engineered plywood, FSC timber
Internal walls	Acoustic PET lining on engineered plywood
Internal ceiling	Acoustic PET lining on engineered plywood
Glazing	12mm Safety Glass

<b>PET</b>	
Composition	100% PET, 75% recycled
Sustainability	Greenguard: Gold Standard Certified
VOC Emission	<0.002mg/m <sup>2</sup> /hr

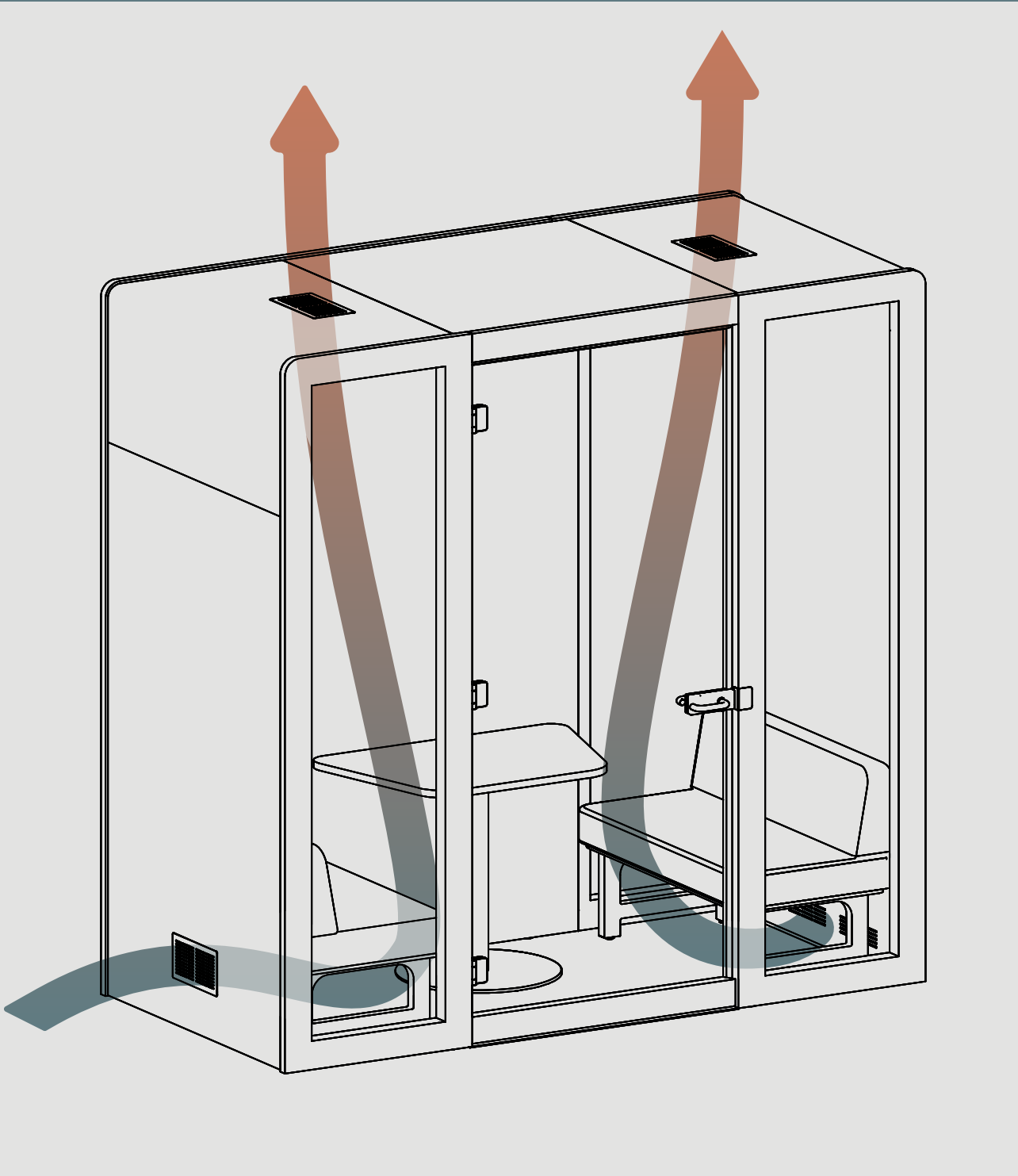
\* Acoustic Testing  
HIGHRISE has been 3rd party tested to AS 5335:2019 and ISO 140.4-2006 refer to HIGHRISE Acoustic Performance Data Sheet for further information.





# HIGHRISE 2412

## Ventilation



110 l/s  
234.4 CFM

Experience HIGHRISE 2412's innovative low-noise, high-flow ventilation system. The balanced flow system efficiently exchanges air through the base inlet and top outlet, ensuring improved air quality

while maintaining a consistent, optimal temperature. Designed to enhance comfort, this system operates quietly to avoiding disruption. With a 110 l/s airflow, HIGHRISE 2412 pod refreshes its air every minute.

<b>Ventilation</b>	
8 x fans	4 draw in through side 4 draw out through ceiling
Air flow rate	234.4 CFM (cubic feet per minute) 110 l/s (litres per second)

<b>Technical Data</b>	
Full Air Exchange	56sec (6,200l [volume] : 110l/s)
Operation	Sensor activated 30sec / 3min / 10min
Input	Energy efficient 24V system


# HIGHRISE 2412

## Electrical



### Internal Power Sockets

Standard CMS Echo Trio - 2x AUS GPO & 1x USB A+C - Black  
other power options for overseas markets available on request



### Power

Mains supply 10 amps (2 Input Locations)  
Cord from booth 3 metres with 3-pin plug

### LED Ceiling Strip Lights

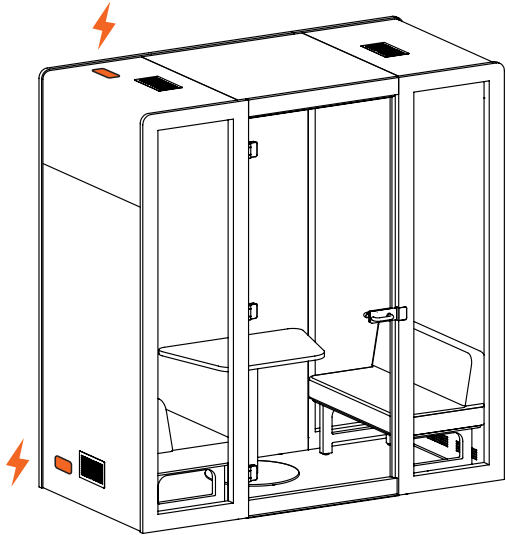
Power usage 17W  
Input 24V  
Luminous efficiency 85lm/W  
Operation Sensor activated

### LED Ceiling Downlight

Power usage 4.5W  
Input 24V  
Luminous efficiency 90lm/W  
Operation Touch activated dimmable

### Motion sensor

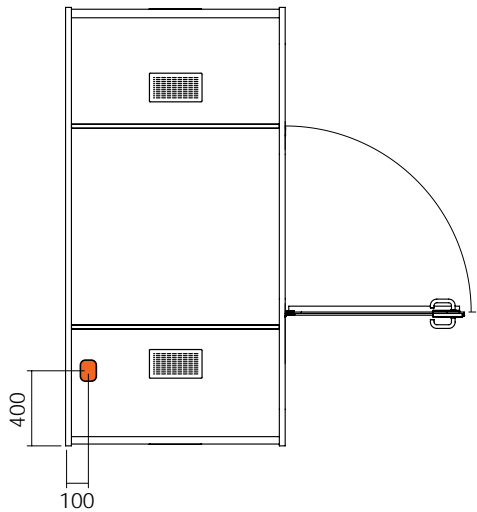
Passive infrared sensor  
Running time options 30sec / 3min / 10min (recommended)



### Front View

#### Input Location A & B

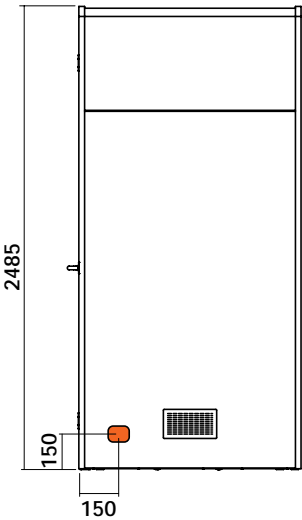
Location A: Through the ceiling  
Location B: Through the side wall



### Top View

#### Input Location A

Through the ceiling  
Power from hinge side



### Side View

#### Input Location B

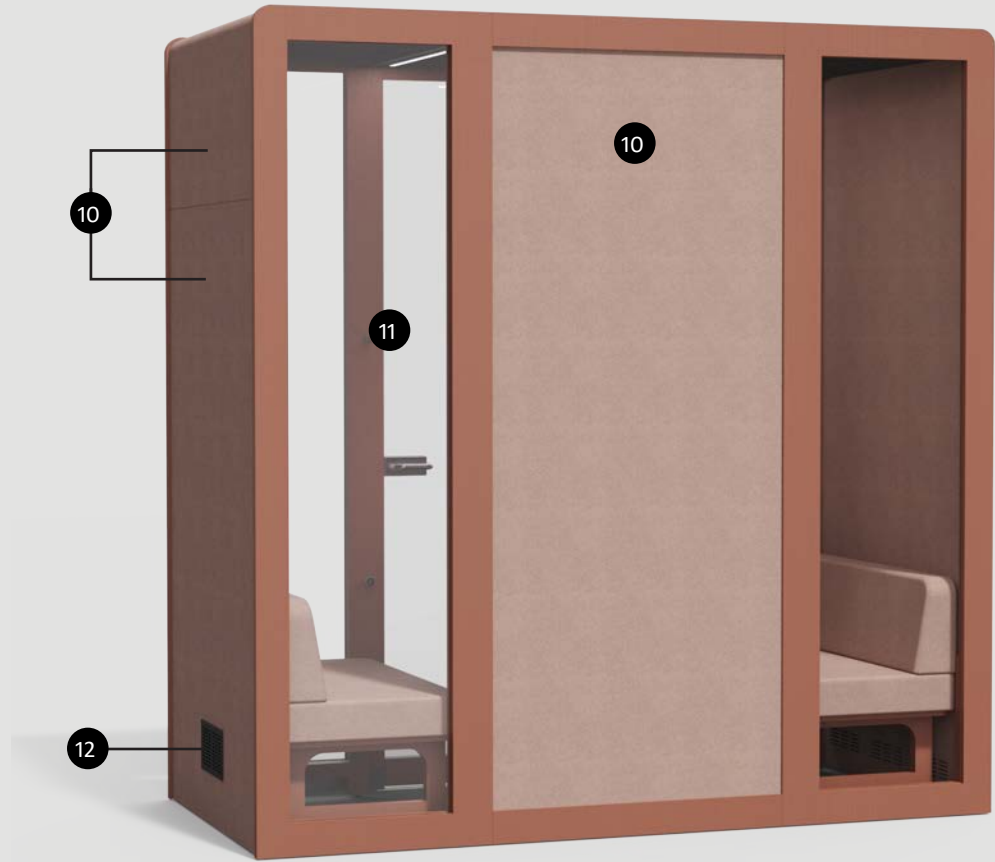
Through side wall  
Power from hinge side

# HIGHRISE 2412

## Finish Options Breakdown



- 1 Ext. Plywood Frame** Seasonal Colour Painted  
Black Painted  
Natural Plywood
- 2 Glass Door** Clear Glass - Standard  
Optional visual indicators
- 3 Aluminium Trim** Black Powdercoat - Standard  
Seasonal Powdercoat - Surcharge
- 4 Int. Wall Lining** CHORD 12mm PET
- 5 Hardware & Hinges** Brushed Stainless - Standard  
Black Powdercoat - Standard



HIGHRISE 2412  
Rear Side

- 6 Worktop Surface  
Worktop Edge  
Worktop Bracket** White / Black Laminate  
Natural / Black Painted  
Black Powdercoat - Standard
- 7 Lounge Seat  
Lounge Base** Customer Preferred (COM Fabric)  
Seasonal Colour / Black Painted  
Natural Plywood
- 8 Int. Plywood Frame** Black Painted - Standard  
Natural Plywood - Standard  
Seasonal Painted - Surcharge
- 9 Door Threshold** Brushed Stainless ONLY
- 10 Ext. Wall Lining** CHORD 3mm PET Felt
- 11 Back Walls** Clear Glass - Standard  
Optional enclosed back wall  
same finish option as side walls (see page 28)
- 12 All Ventilation Grills** Black Powdercoat - Standard  
Seasonal Powdercoat - Standard

\* Other PET colour options available on request. Upholstery of internal ceiling and curve PET is not possible.  
\* Contact our team for custom colour options.





**Highrise 2424**  
Increase productivity by offering a dedicated,  
distraction-free space.

# HIGHRISE 2424

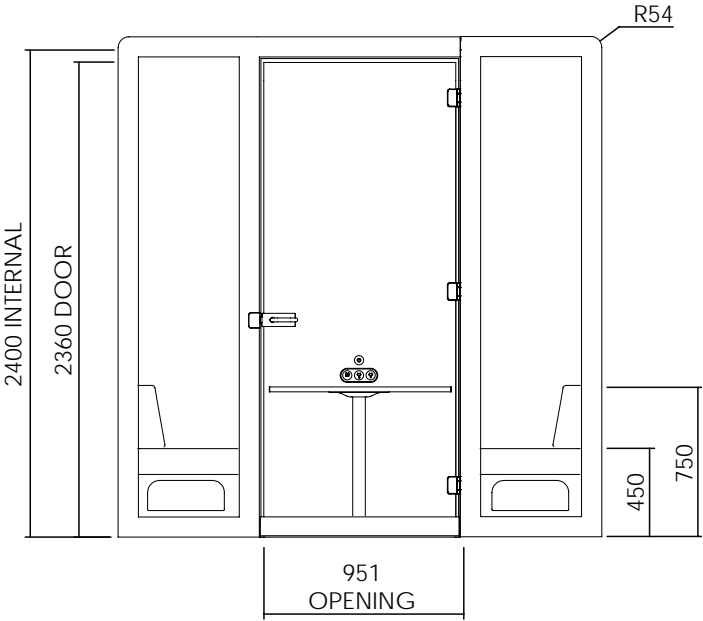
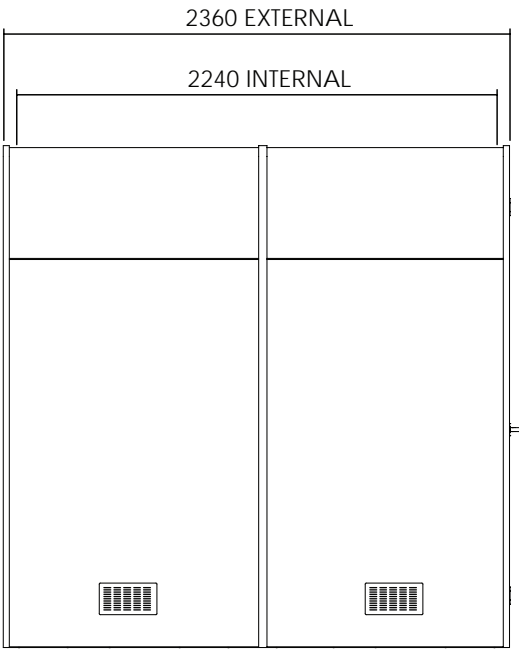
## 4 Person Meeting Booth



The HIGHRISE 2424 comfortably accommodates up to four people, creating an additional meeting room within your office space. Its versatile design allows for flexible use, whether

for team discussions, client meetings, or collaborative sessions.

Enhance your office layout and boost collaboration with HIGHRISE 2424.



Product Data	
External Dimensions	2400W x 2400D x 2485mmH
Internal Dimensions	2223W x 2230D x 2400mmH
Persons	4
Warranty	7 years structural warranty
Weight	420kgs



# HIGHRISE 2424

## Product Data

**Acoustics**

Product: HIGHRISE 2424 Booth  
Sound reduction: 32Dw (Class B)\*

**Furniture**

Standard HIGHRISE sitting or standing table (750/1050mmH)  
Optional Okidoki Too High Stool in matching colour  
Okidoki Chair in matching colour  
TV & Camera wall mounting bracket

**Structure**

Faced plywood 60mm engineered plywood, FSC timber  
Internal walls Acoustic PET lining on engineered plywood  
Internal ceiling Acoustic PET lining on engineered plywood  
Glazing 12mm Safety Glass

**PET**

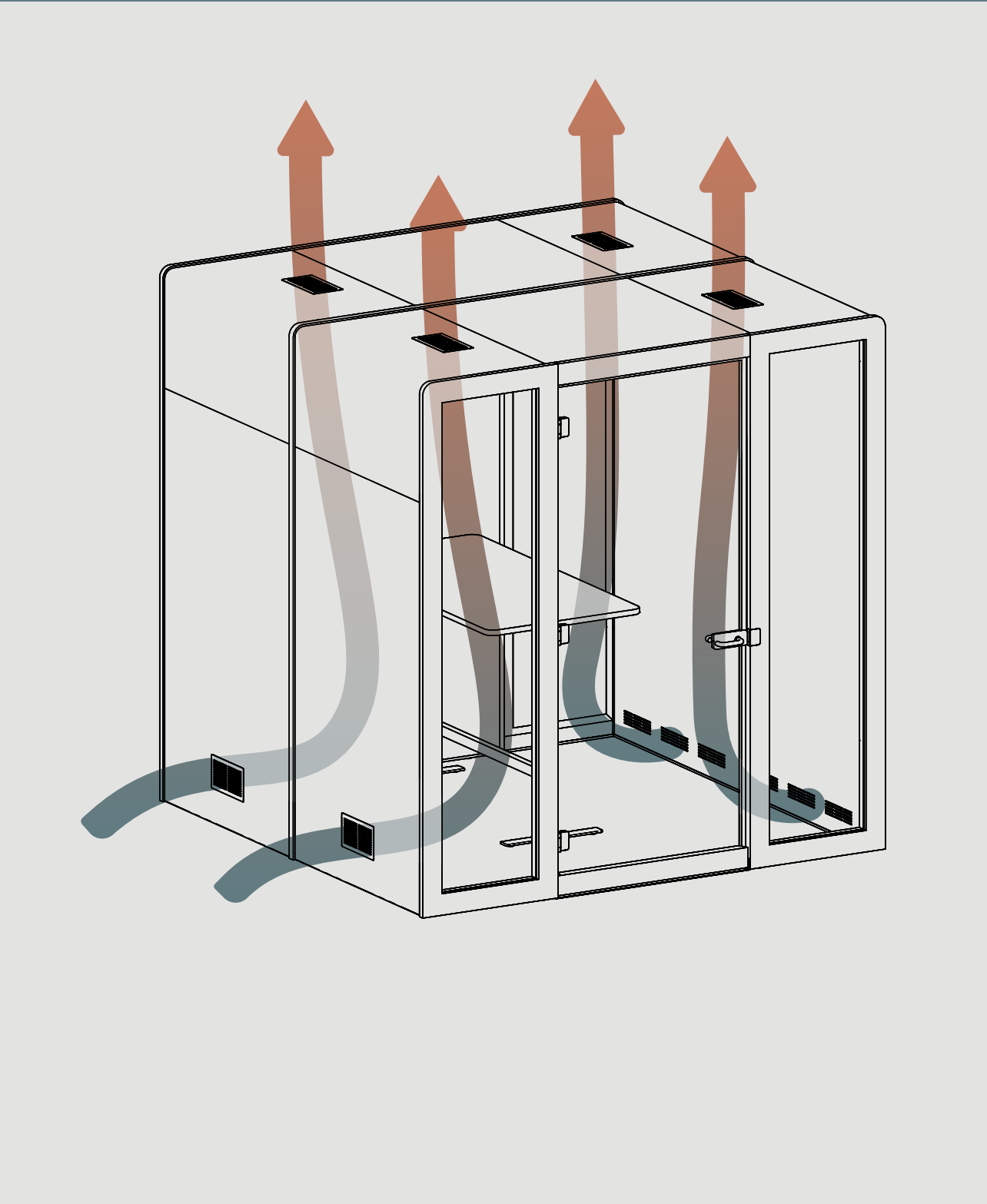
Composition 100% PET, 75% recycled  
Sustainability Greenguard: Gold Standard Certified  
VOC Emission <0.002mg/m<sup>2</sup>/hr

\* Acoustic Testing  
HIGHRISE has been 3rd party tested to AS 5335:2019 and ISO 140.4-2006 refer to HIGHRISE Acoustic Performance Data Sheet for further information.



# HIGHRISE 2424

## Ventilation



220 l/s  
468.8 CFM

Experience HIGHRISE 2424’s innovative low-noise, high-flow ventilation system. The balanced flow system efficiently exchanges air through the base inlet and top outlet, ensuring improved air quality

while maintaining a consistent, optimal temperature. Designed to enhance comfort, this system operates quietly to avoiding disruption. With a 220 l/s airflow, HIGHRISE 2424 pod refreshes its air every minute.

<b>Ventilation</b>	
16 x fans	8 draw in through side 8 draw out through ceiling
Air flow rate	468.8 CFM (cubic feet per minute) 220 l/s (litres per second)

<b>Technical Data</b>	
Full Air Exchange	56sec (12,400l [volume] : 220l/s)
Operation	Sensor activated 30sec / 3min / 10min
Input	Energy efficient 24V system




# HIGHRISE 2424

## Electrical



**Internal Power Sockets**

Standard CMS Echo Trio - 2xAUS GPO & 1xUSB A+C - Black  
other power options for overseas markets available on request



**Power**

Mains supply 10 amps (2 Input Locations)  
Cord from booth 3 metres with 3-pin plug

**LED Ceiling Strip Lights**

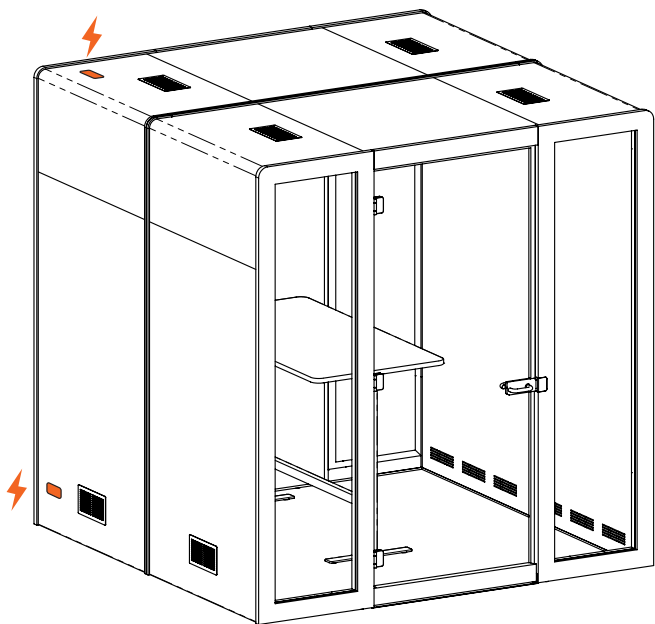
Power usage 34W  
Input 24V  
Luminous efficiency 85lm/W  
Operation Sensor activated

**LED Ceiling Downlight**

Power usage 9W  
Input 24V  
Luminous efficiency 90lm/W  
Operation Touch activated dimmable

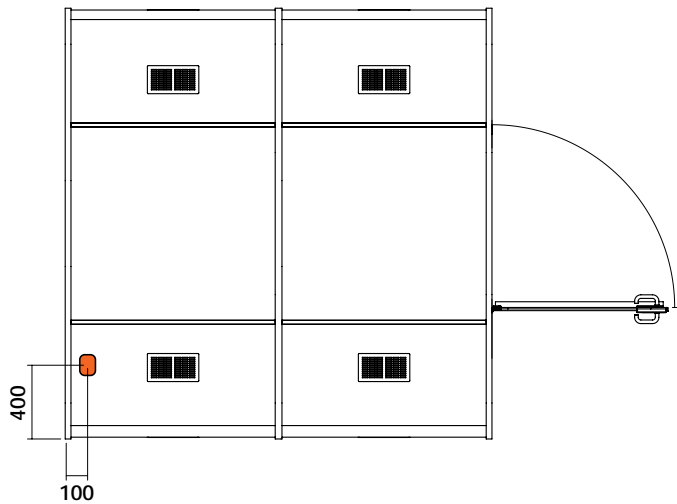
**Motion sensor**

Passive infrared sensor  
Running time options 30sec / 3min / 10min (recommended)

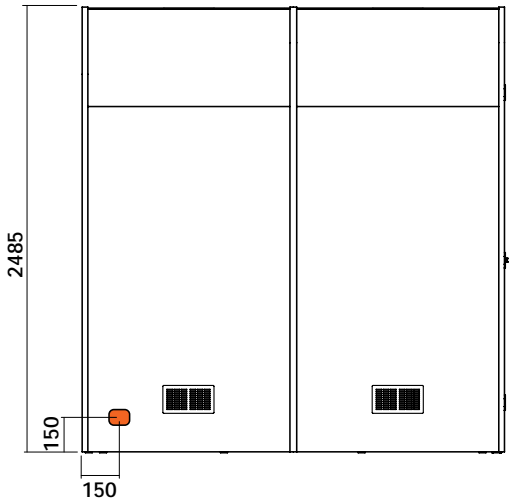


**Front View  
Input Location A & B**

Location A: Through the ceiling  
Location B: Through the side wall



**Top View  
Input Location A**  
Through the ceiling  
Power from hinge side



**Side View  
Input Location B**  
Through side wall  
Power from hinge side

# HIGHRISE 2424

## Finish Options Breakdown



- 1 Ext. Plywood Frame** Seasonal Colour Painted  
Black Painted  
Natural Plywood
- 2 Glass Door** Clear Glass - Standard  
Optional visual indicators
- 3 Aluminium Trim** Black Powdercoat - Standard  
Seasonal Powdercoat - Surcharge
- 4 Int. Wall Lining** CHORD 12mm PET



HIGHRISE 2412  
Rear Side

- 5 Int. Plywood Frame** Black Painted - Standard  
Natural Plywood - Standard  
Seasonal Painted - Surcharge
- 6 Worktop Surface  
Worktop Edge  
Table Base** White / Black Laminate  
Natural / Black Painted  
Black Powdercoat - Standard
- 7 Hardware & Hinges** Brushed Stainless - Standard  
Black Powdercoat - Standard
- 8 Door Threshold** Brushed Stainless ONLY
- 9 Ext. Wall Lining** CHORD 3mm PET Felt
- 10 Back Walls** Clear Glass - Standard  
Optional enclosed back wall  
same finish option as side walls (see page 28)
- 11 All Ventilation Grills** Black Powdercoat - Standard  
Seasonal Powdercoat - Standard

\* Other PET colour options available on request. Upholstery of internal ceiling and curve PET is not possible.  
\* Contact our team for custom colour options.





**Highrise 1212, Highrise 2412, Highrise 2424**  
Create a productive workspace by blocking out  
distracting background noises.



# HIGHRISE

## Optional Specs



Back Wall - Glass Back



Back Wall - PET Back

## DESIGN SUPPORT

The HIGHRISE range is customisable with left or right-opening doors, and choice of a glazed or closed rear wall. As an Australian-made range, custom designs may be

available on request. Square Bear’s in-house design support offers tailored solutions for specific workspace needs, should additional design changes be required.

<b>Optional Furniture</b> <b>Mounting Brackets</b> <b>Furniture</b>	TV & Camera Lounge Seats Okidoki Too High Stool or Okidoki Chair in matching colour
<b>Optional Back Wall</b> <b>Door</b>	Option 1 - fully glazed Option 2 - closed backside Left or right - hinged door Additional internal handrail



# HIGHRISE Finishes

## Frame Finishes



Natural Ply



Black Stain



Double Cream



Marble Rock



Paddo Clay



Scotland Sky



Shadow Teal



Nocturnelle



Green Smoke



Cave Moss



Moonshine



Pink Salt



Terracotta Warrior



Morello



Butter Babes



Blanc



Noir

## Int. PET Wall Finishes



Seasame



Mocha



Paperbark



Admiral



Ceylon



Laguna



Sprig



Cactus



Botanica



Pinot



Terranova



Rosé



Buck



Zest



Thunder



Granite

## Ext. PET Wall Finishes



Seasame



Mocha



Admiral



Botanica



Pinot



Buck



Thunder



Granite

1212



1812



2412



2424



\* Other PET colour options available on request.  
\* Contact our team for custom colour options.

# HIGHRISE 1212

Colour options






# HIGHRISE 1812

Colour options



# HIGHRISE 2412

Colour options





# HIGHRISE 2424

## Colour options

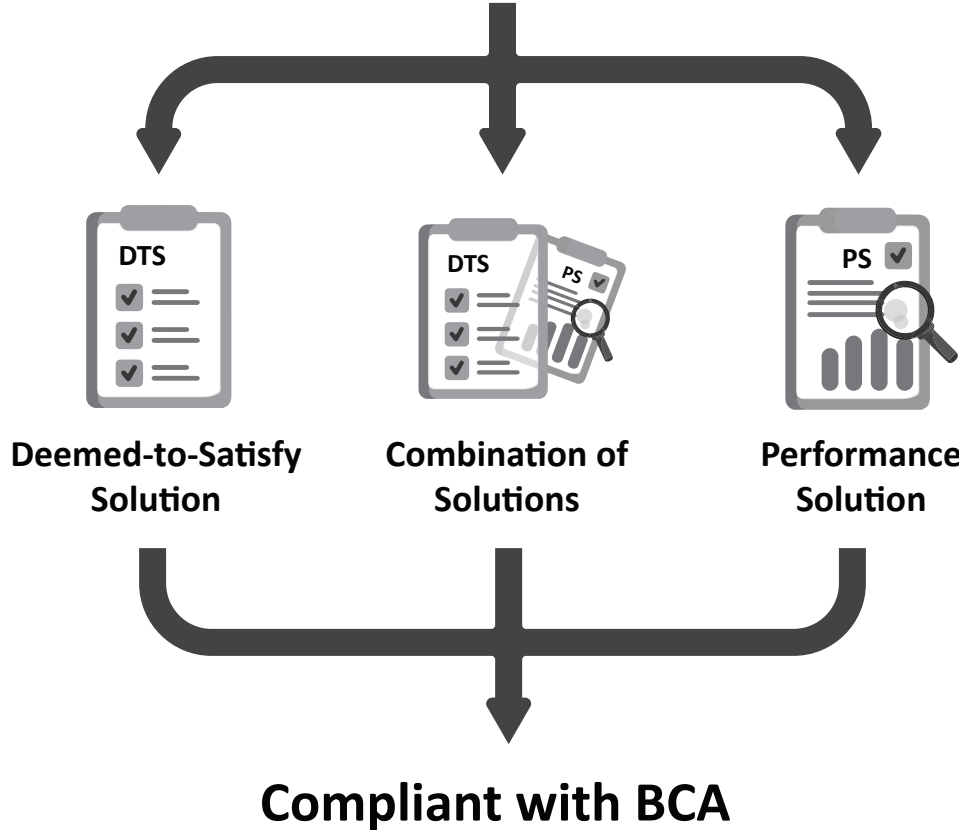


# HIGHRISE

Approved for BCA

## National Construction Code 2022 (NCC) Building Code of Australia (BCA)

### Performance Based Code



The Building Code of Australia (BCA) is performance-based code that focuses on achieving specific outcomes rather than prescribing exact methods or materials and allows for flexibility in how building standards are met.

The HIGHRISE range (1212, 1812, 2412 & 2424) by Square Bear Acoustics is engineered to meet the highest standards of the BCA. Developed in collaboration with a BCA

consultant, the HIGHRISE range ensures full compliance can be achieved including fire safety, warning systems, and access and mobility requirements (AS 1428.1:2021).

Designed for versatility, it accommodates various requirements of the BCA depending on the building classification including offices, retail spaces, public and educational buildings, and with or without installed sprinkler systems.

#### Optional

Visual Indicators  
Door Handle Rails

Contrasting markings on glass door and windows  
Additional hand rail on inside of door to improve wheelchair access

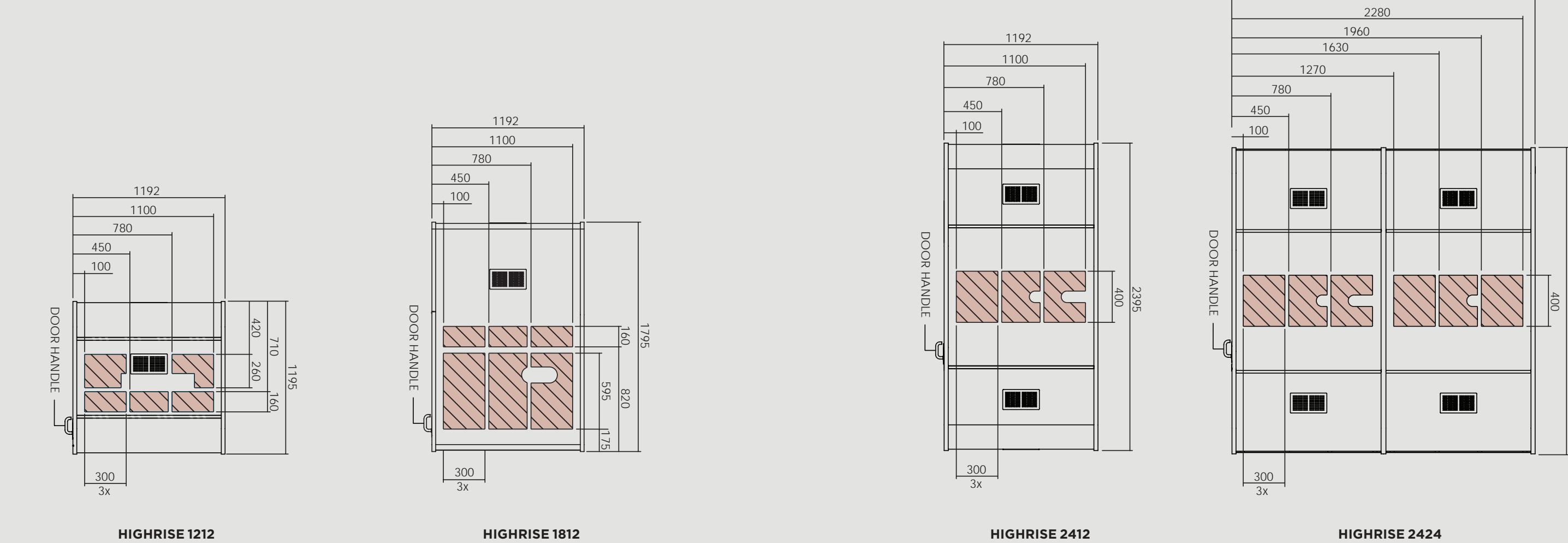


# HIGHRISE

## Fire & Detection Services

HIGHRISE booths are designed with allowances for sprinklers, smoke detectors, and fire alarms. If these safety features are present in the building, they should be included in the booth to ensure compliance and maintain safety standards.

### Recommended Locations for Services



\* HIGHRISE is sold with allowance for sprinklers, smoke and fire alarms as well as warning systems. The installation of these systems needs to be carried out by qualified fire safety installation specialists.

# HIGHRISE

## Access and Mobility

### AS1428.1

Part of the BCA is the Australian Standard AS1428.1 Design for Access and Mobility. It provides guidelines and specifications to

ensure that buildings and their facilities are accessible to people with disabilities. Where possible we aim to achieve DTS compliance.

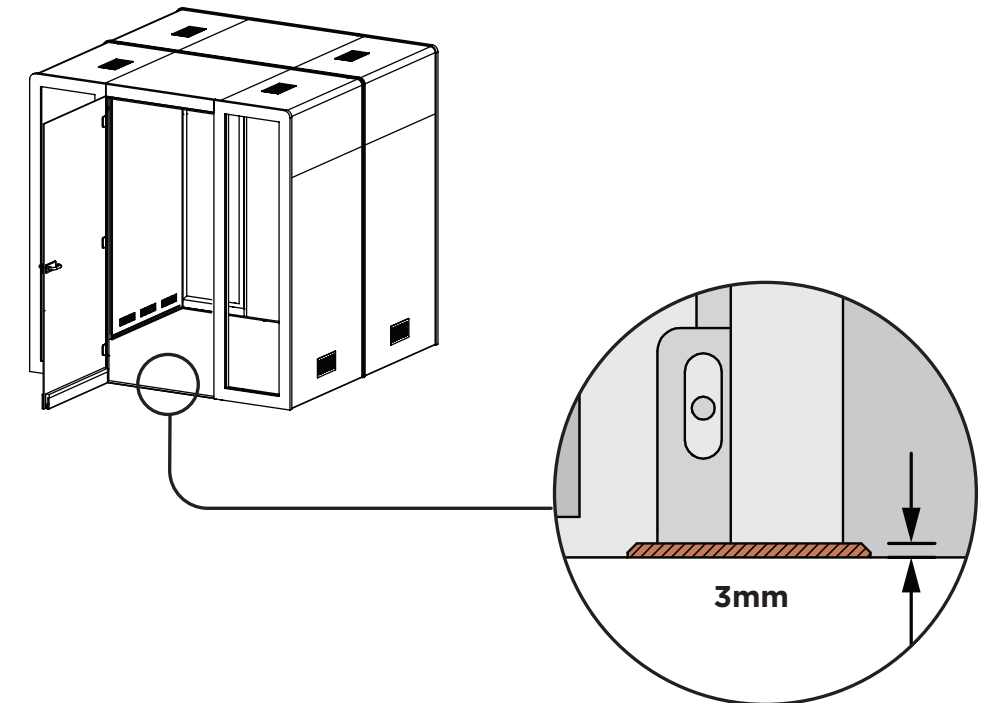
#### 1. Floor & Threshold

The HIGHRISE range achieves acoustic performance with a sealed perimeter and no raised floor. With the non-raised floor and AS1428.1 compliant doorway threshold, access is both easy and safe, reducing the risk of tripping. (AS1428.1:2021 - Section 4)

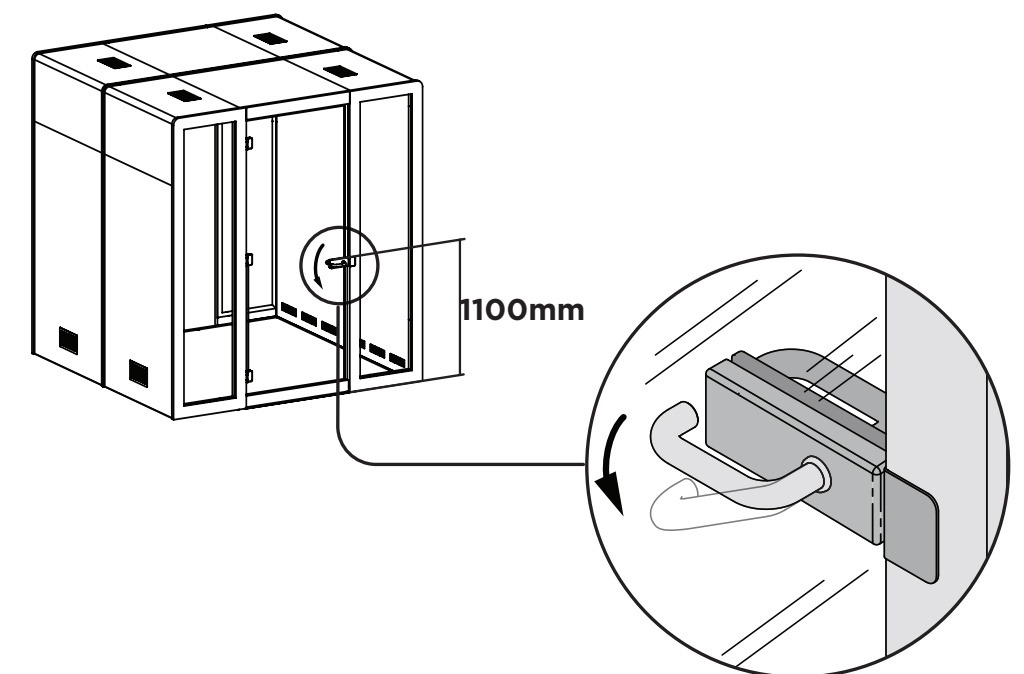
#### 2. Door Handle

The door handle that is used for all HIGHRISE booths has been designed to be compliant with the requirements outlined in Section 10.4 of AS1428.1:2021 including appropriate shape of grip section, location and force to be applied to operate, open and close the door.

1.



2.





# HIGHRISE

## Access and Mobility

### AS1428.1

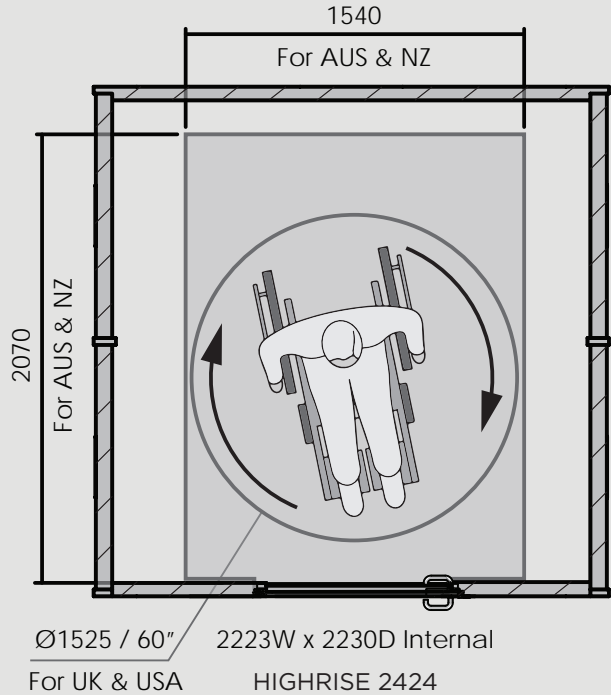
#### 3. Circulation Space and Wheelchair Access

To be considered DTS compliant for wheelchair access a room needs to allow for a 2070 x 1540mm circulation space. HIGHRISE 2424 is therefore wheelchair accessible. Smaller booths on the market including HIGHRISE 1212 and 2412 require a performance solution to comply with the standards laid out in the AS1428.1 (see section 3.5.4) and the BCA.

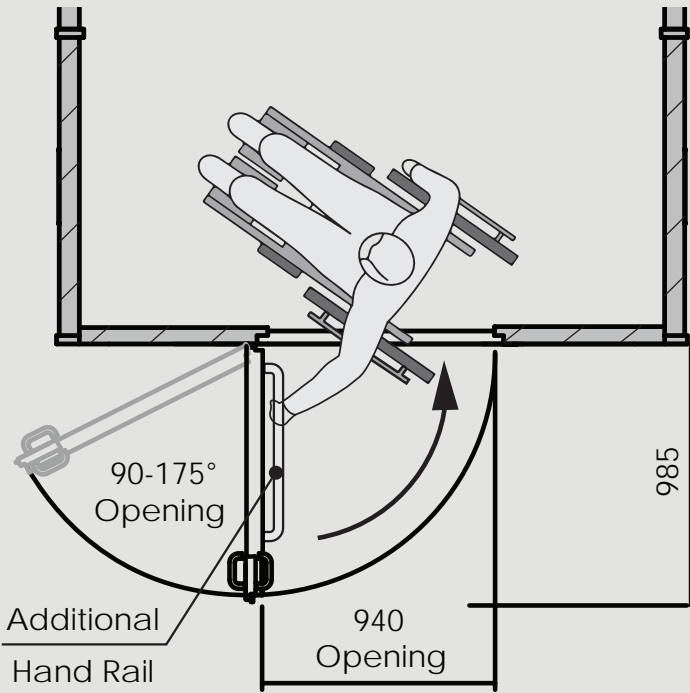
#### 4. Door Width

HIGHRISE booth doorways are compliant with Section 10 of AS1428.1:2021. The width is appropriate for people with disability and wheelchairs. Optional hand rails can be included on the inside of the door to improve wheelchair access.

3.



4.





**SQUARE BEAR**

© Copyright 2025  
All Rights Reserved

**SYDNEY SHOWROOM**

Level 3/140 William Street, Woolloomooloo  
New South Wales 2011, Australia

[sales@square-bear.com](mailto:sales@square-bear.com)  
[www.square-bear.com](http://www.square-bear.com)